

# ***PAIN IN THE NATION SERIES: Building a National Resilience Strategy***

# **Addressing a Crisis: Cross-Sector Strategies to Prevent Adolescent Substance Use and Suicide**





## Acknowledgements

**Trust for America's Health (TFAH)** is a nonprofit, nonpartisan public health policy, research, and advocacy organization that promotes optimal health for every person and community and makes the prevention of illness and injury a national priority.

**Well Being Trust** is a national foundation dedicated to advancing the mental, social, and spiritual health of the nation. Created to include participation from organizations across sectors and perspectives, Well Being Trust is committed to innovating and addressing the most critical mental health challenges facing America and to transforming individual and community well-being.

This report was supported by generous grants from Well Being Trust and the Robert Wood Johnson Foundation. Opinions expressed within the report are that of TFAH and Well Being Trust and do not necessarily reflect the views of the Robert Wood Johnson Foundation.

### TFAH BOARD OF DIRECTORS

**Gail Christopher, DN**

*Chair of the TFAH Board  
President and Founder,  
Ntianu Center for Healing and Nature  
Former Senior Advisor and Vice President,  
W.K. Kellogg Foundation*

**David Fleming, MD**

*Vice Chair of the TFAH Board  
Vice President of Global Health Programs, PATH*

**Robert T. Harris, MD**

*Treasurer of the TFAH Board  
Senior Medical Director,  
General Dynamics Information Technology*

**Theodore Spencer**

*Secretary of the TFAH Board  
Founding Board Member*

**Stephanie Mayfield Gibson, MD**

*Senior Physician Advisor and Population Health  
Consultant; Former Senior Vice President and  
Chief Medical Officer for Population Health,  
KentuckyOne Health*

**Cynthia M. Harris, PhD, DABT**

*Director and Professor, Institute of Public Health,  
Florida A&M University*

**David Lakey, MD**

*Chief Medical Officer and Vice Chancellor for  
Health Affairs,  
The University of Texas System*

**Octavio Martinez Jr., MD, DrPH, MBA, FAPA**

*Executive Director,  
Hogg Foundation for Mental Health,  
University of Texas at Austin*

**Karen Remley, MD, MBA, MPH, FAAP**

*Senior Fellow, De Beaumont Foundation  
Former CEO and Executive Vice President,  
American Academy of Pediatrics*

**John A. Rich, MD, MPH**

*Co-Director,  
Center for Nonviolence and Social Justice,  
Drexel University School of Public Health*

**Eduardo Sanchez, MD, MPH**

*Chief Medical Officer for Prevention and Chief of  
the Center for Health Metrics and Evaluation,  
American Heart Association*

**Umair A. Shah, MD, MPH**

*Executive Director,  
Harris County (Texas) Public Health*

**Vincente Ventimiglia, JD**

*Chairman of Board of Managers,  
Leavitt Partners*

### TFAH LEADERSHIP STAFF

**John Auerbach, MBA**

*President and CEO*

**J. Nadine Gracia, MD, MSCE**

*Executive Vice President and COO*

### AUTHORS

**Genny Olson, MPH**

*Policy Development Manager  
Trust for America's Health*

**Anne De Biasi, MHA**

*Director of Policy Development  
Trust for America's Health*

**Vinu Ilakkuvan, DrPH**

*Consultant*

**John Auerbach, MBA**

*President and CEO  
Trust for America's Health*

### CONTRIBUTORS

**Nathaniel Counts**

*Associate Vice President of Policy  
Mental Health America*

**Alexa Eggleston**

*Senior Program Officer  
Conrad N. Hilton Foundation*

**Albert Lang**

*Director of Communications  
Well Being Trust*

**Benjamin F. Miller, PsyD**

*Chief Strategy Officer  
Well Being Trust*

**Megan Wolfe**

*Policy Development Manager  
Trust for America's Health*

**Christine Young**

*Intern  
Trust for America's Health*

# Cross-Sector Strategies to Prevent Adolescent Substance Misuse and Suicide

## Table of Contents

<b>INTRODUCTION</b>	<b>4</b>
<b>SECTION 1: Trends in Adolescent Substance Use and Suicide</b>	<b>8</b>
Declines in Substance Use Rates	10
Increases in Suicide Rates	11
Prevalence of Adolescent Substance Use	12
Disparities in Adolescent Substance Use and Suicide	14
Adolescents at High-Risk for Substance Use and Suicide	19
<b>SECTION 2: Preventing Substance Use and Promoting Mental Health Before Problems Develop</b>	<b>21</b>
The Impact of Where Adolescents Live, Learn, Play, and Worship	21
Protective and Risk Factors	22
Need for Asset-Based Approach to Bolster Protective Factors	22
Shared Protective and Risk Factors Across Multiple Sectors	22
Protective and Risk Factors in the Social Ecological Framework	23
<b>SECTION 3: What Works to Decrease Risks and Build Protective Factors: Cross-Sector Approaches</b>	<b>24</b>
Building Social and Emotional Skills	25
Promoting Connectedness and Providing Social Support	28
Social Media and Connection	33
Engaging Youth Voice	34
Youth Voices	35
Addressing and Reducing Trauma, Adverse Childhood Experiences, and Discrimination	37
Supporting the Comprehensive Needs of Students and Families	42
Mental and Behavioral Health Services and Supports	44
Promoting Family-Centered Models	47
Building Multi-Sector Partnerships to Address the Factors that Impact Health	49
<b>SECTION 4: Gaps and Barriers to a Cross-Sector Prevention Approach</b>	<b>52</b>
Underinvestment in Prevention	52
Sustainable Funding Across Sectors	53
Translating Evidence into Practice	53
The Long Horizon for Impact and Savings	55
Challenges Sharing Data Across Sectors	55
<b>SECTION 5: Policy Recommendations: A Multi-Sector Framework for Adolescent Well-Being</b>	<b>56</b>
Support and Nurture Families	56
Promote Positive Pathways to Educational and Life Success	60
Create Community Environments that Promote Mental and Physical Health	60
Build Infrastructure to Align Work Across Sectors	61
Increase Funding for Prevention	63
<b>APPENDIX A: Defining Adolescence</b>	<b>65</b>
<b>APPENDIX B: Methodology</b>	<b>66</b>

View this report online at <https://www.tfah.org/report-details/adsandadolescents/>

# Index of Programs and Policies that Work to Prevent Adolescent Substance Misuse and Suicide and Examples of Where they are Working

## Building Social and Emotional Skills .....25

Social and Emotional Learning Programs.....	26
LifeSkills Training .....	26
Positive Behavioral Interventions and Supports .....	26
Positive Parenting and Mentoring .....	26
Family Check-Up in Oregon.....	27

## Promoting Connectedness and Providing Social Support .....28

CDC Division of Adolescent and School Health .....	29
Promoting a Positive School Climate.....	31
Gay-Straight Alliances .....	31
Guiding Good Choices .....	31
Strengthening Families Program .....	32
Reintegration Programs .....	32
Boston Reentry Initiative .....	32

## Engaging Youth Voice .....34

Youth-Led Participatory Action Research .....	34
---	----

## Addressing and Reducing Trauma, Adverse Childhood Experiences, and Discrimination .....37

Parental Engagement.....	40
Professional Training for the Child-Serving Workforce .....	40
Developing Cultural Competence .....	40
Second Chance Program in Clayton, Georgia .....	41
Broughal Middle School in Bethlehem, PA .....	41
Project Advancing Wellness and Resiliency in Education (AWARE) .....	41
Youth Mental Health First Aid .....	41

## Supporting the Comprehensive Needs of Students and Families ....42

Earned Income Tax Credit, Food Assistance and Housing Subsidies ..	42
Integrated Supports for Students .....	44
Community Schools and Communities in Schools .....	44
Chaparral High School in Southern Nevada .....	44

Communities in Schools in Renton, WA.....	44
Striving to Prevent Youth Violence (STRIVE) .....	44

## Mental and Behavioral Health Services in Schools .....45

Multi-Tiered Systems of Supports.....	45
Increasing Medicaid Services in Schools.....	46
Early Identification and Intervention .....	46
Crisis Lines.....	46
Screening, Brief Intervention, and Referral to Treatment (SBIRT) .....	48
Federal Collaboration for Safe and Healthy Schools .....	61

## Promoting Family-Centered and Community Prevention Models ....47

Family-Centered Treatment.....	47
Garrett Lee Smith Memorial Suicide Prevention Program (GLS) .....	48
Zero Suicide Initiative .....	48
PRomoting School/Community/University Partnerships to Enhance Resilience (PROSPER) .....	64
Communities that Care .....	64

## Building Multi-Sector Partnerships to Address Factors that Impact Health .....49

Multi-Sector Coalitions.....	49
Community Anti-Drug Coalitions of America (CADCA) .....	49
Fostering Community Agency and Power .....	49
Influencing Policy, Systems and Environmental Changes .....	49
Building Community Resilience in Portland, OR .....	50
Promise Neighborhoods.....	48
Multi-Sector Coalition in San Antonio, TX.....	50
Front Porch, Chatham, GA .....	50
Healthy Students, Promising Futures Learning Collaborative .....	51
Systems of Care .....	53
Celebrating Life Prevention Program, White Mountain Apache Tribe, AZ ..	54
Administrative Data Accelerator .....	55
Alleghany County Data Warehouse .....	55

# Cross-Sector Strategies to Prevent Adolescent Substance Misuse and Suicide

## Introduction

Adolescence is a time of change; it's exciting, exhilarating, and often requires support. It's a period when youth are developing their capacity for self-direction.<sup>1</sup> For many young people, the transition from childhood to adulthood can be challenging, yet we know it is also a period full of promise and opportunity, when we can intervene to make sure kids are on the right path. This report highlights the increasing impact of drugs, alcohol, and suicide on adolescents—trends that are extremely concerning and problematic. Yet research and on-the-ground programs demonstrate that we can reduce adolescent substance use and suicide. Solutions are available, and communities are willing and able to take on these challenges. This report shines a light on the policies and programs that work and offers recommendations for meaningful action based on the following observations:

**The United States has made significant progress in curbing adolescent substance misuse and related risk factors.**<sup>2</sup> Illicit or injection and prescription drug use has declined or held steady among 12- to 17-year-olds since 2002.<sup>3</sup> Related risk factors, such as dating violence and bullying among high-schoolers, are declining.<sup>4,5</sup> And after years of increases, the rate of prescription overdose among 15- to 24-year-olds declined in 2017.<sup>6</sup> Alcohol use among adolescents has also declined over the past decades.<sup>7,8,9</sup>

**But adolescent suicide and substance use rates are still too high and are endangering young lives.** Suicide is the second leading cause of death among adolescents, and rates have been increasing since 2007.<sup>10</sup> While substance misuse has generally declined, deaths from overdose of prescription and illicit opioids increased 252.6 percent from 1999 to 2016, resulting in 7,921 deaths among 15-to 19-year-olds.<sup>11</sup> Vaping rates are climbing steeply, with 37.3 percent

of 12th-graders reporting vaping over the last year, including substantial increases in marijuana vaping.<sup>12</sup>

**There are staggering disparities in adolescent suicide and substance use rates.** Gay, lesbian, and bisexual high school students have much higher rates of suicide-related behaviors compared with their heterosexual peers, and they are much more likely to binge drink and use other substances.<sup>13</sup> American Indian/Alaska Native (AI/AN) teens experience the highest rate of suicide of any population group in the United States and higher rates of alcohol and substance use.<sup>14,15,16,17</sup>

**Adolescence marks a critical intervention point for reversing current trends related to these diseases of despair.** Among adults ages 18 to 30 participating in substance use treatment 74 percent began using substances before age 17,<sup>18,19</sup> and half of all lifetime cases of mental illness begin by age 14, with three out of four cases by age 24.<sup>20</sup> Curbing the upward trends in adult overdoses and suicide requires early



intervention to prevent substance misuse before it starts and to promote positive mental health before problems develop.

**The latest brain-science research proves that adolescence is a critical period for cognitive and behavioral development,<sup>21</sup> when intervening early to reduce risk factors and increase protective factors can prevent further, more significant problems.<sup>21</sup>** As in early childhood, the adolescent brain rapidly forms new neural connections, particularly in the area of the brain responsible for reasoning, emotional regulation and impulse control. The areas of the brain responsible for sensation-seeking also grow faster and exert more influence, peaking around age 16, and are eventually balanced out by the impulse-control system in the early 20s.<sup>22</sup> In a process known as pruning, the adolescent brain solidifies neural pathways that are used and removes those that are not—a true use-it-or-lose-it scenario. These developmental changes—which are outlined in detail in the National Academies of Sciences, Engineering, and Medicine report *The Promise of Adolescence: Realizing Opportunity for all Youth* (see Chapter 2: Adolescent Development)<sup>23</sup>—hardwire the adolescent brain to experiment with risk.<sup>24,25,26</sup>

Typically thought of through a negative lens, risk-taking is in fact both a normal and essential process in youth identity formation.

**Despite the importance of promoting health during adolescence, the United States has not yet committed the resources and infrastructure** to fully implement evidence-based programs to address mental and behavioral issues among adolescents. Overall trends for adolescent behaviors associated with mental health and suicide, such as feelings of hopelessness, suicide ideation, and suicide attempts, have stagnated or gotten worse in recent years.<sup>27</sup> And there



are growing inequities in adolescent risk-taking and mortality related to substance misuse and suicide; sexual minority youth in particular are increasingly and disproportionately impacted.<sup>28</sup>

**To reverse these trends, the United States must adopt a prevention framework that aligns and harnesses the strengths of each sector to create a collective and more effective approach to reducing risk and promoting protective factors in adolescence.**

The core tenets of an adolescent substance use and suicide prevention framework are to:

- **Support families in raising and nurturing their teenagers** through programs and policies, as well as material assistance—to combat the challenges facing today’s families, including the economic pressure for all parents to work<sup>29</sup> and the absence of a “village” to help raise children.<sup>30</sup>
- **Better align interventions and investments across multiple sectors** to address common risk/protective factors for adolescent substance misuse and suicide. Often, efforts to address adolescent outcomes are siloed, with families sometimes operating alone and unaided, and youth-serving entities across health, justice,

child welfare, youth development, education, and other sectors also operating separately from one another.

- **Adopt an explicit equity- and trauma-informed approach** that recognizes and addresses the social, economic, and psychological conditions that may elevate risk for substance misuse and suicide, and appropriately directs resources to reduce inequities.
- **Increase funding for efforts to prevent substance misuse and suicide**, particularly changes to social and environmental conditions, like access to good schools and housing. We can prevent risky behaviors before they start, yet historically, there has been an underinvestment in prevention, particularly primary prevention (that is, prevention before risky behaviors begin), as compared with treatment and recovery. Even when prevention efforts are in place, they tend to neglect adolescence, focusing more on early childhood.
- **Build the technical assistance and support infrastructure** needed to enable greater implementation and scaling of prevention strategies.
- **Invest in more prevention-related research**, particularly focused on cross-sector impacts and implementation science, as well as research in emerging areas, such as the impacts of social media.

# Cross-Sector Strategies to Prevent Adolescent Substance Misuse and Suicide

## Trends in Adolescent Substance Use and Suicide

The epidemic of deaths from drug overdoses, alcohol, and suicides—which is a key driver of the decline in American life expectancy for the third year in a row<sup>31</sup>—is taking the lives of thousands of adolescents annually.<sup>32</sup> We can reverse these trends.

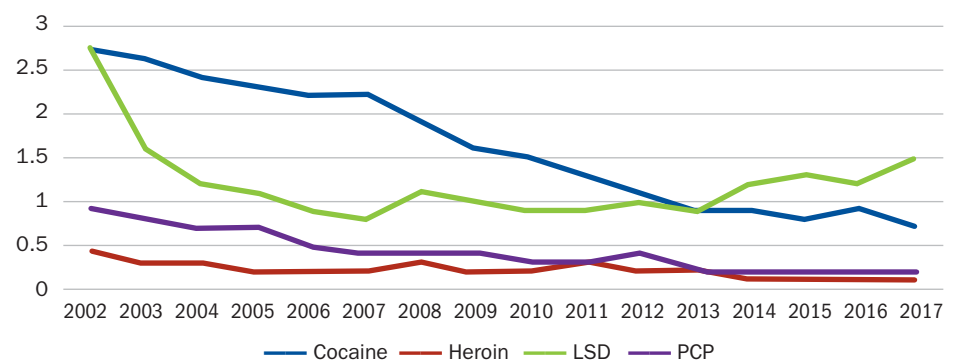
### Positive trends in adolescent substance misuse and related risk factors underscore the value of prevention efforts and policies.

Declines in adolescent use of certain substances,<sup>33</sup> as well as related risk factors such as dating violence and bullying,<sup>34,35</sup> suggest that the prevention efforts and policies the country has invested in are making a difference.

Use of illicit substances and misuse of prescription drugs is declining among adolescents.

- Use of illicit or injection and prescription drugs among 12- to 17-year-olds has declined or held steady since 2002 (see Figure 1).<sup>36</sup>
- Students in 8th, 10th, and 12th grades have experienced a decline in past-year illicit drug use (other than marijuana), from 16 percent in 2001 to 9 percent in 2018.<sup>37</sup> This includes declines in the use of Vicodin, OxyContin, and pain medication (excluding heroin) (see Figure 2).
- The percentage of high school seniors who believe opioids are easily accessible declined significantly from 54 percent in 2010 to 36 percent in 2017.<sup>38,39</sup>

**Figure 1: Selected types of lifetime illicit drug use in among 12- to 17-year-olds, 2002–2017** (National Survey on Drug Use and Health)<sup>40</sup>

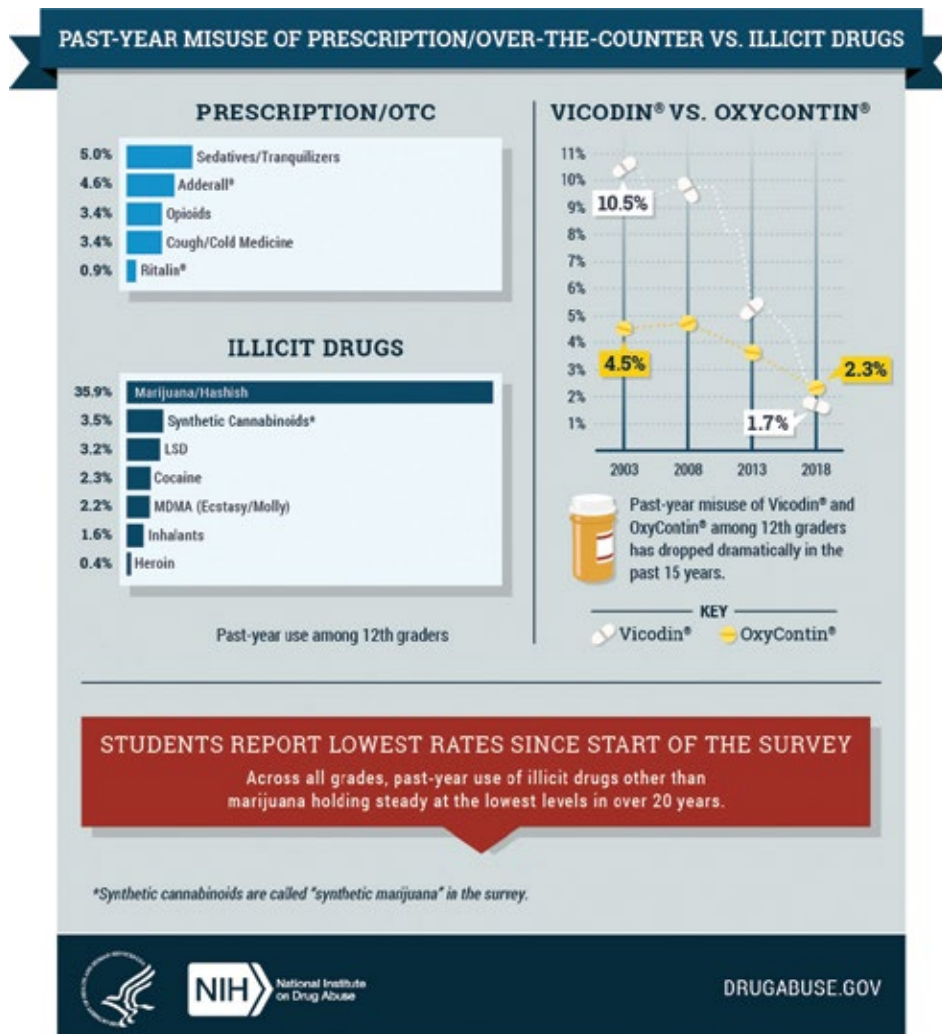




These declines, combined with greater use of naloxone (an emergency medication to reverse opiate overdose), improved access to treatment, and the implementation of other prevention, treatment, and response efforts, may

lead to a decline in narcotic overdose rates as this generation ages into adulthood. However, rising exposure to illicitly made fentanyl, a powerful synthetic opioid, has the potential to counteract this positive trend.

**Figure 2: Past year use of illicit drugs and misuse of over-the-counter/prescription drugs among 12th-graders** (Monitoring the Future Survey, 2018)<sup>41</sup>

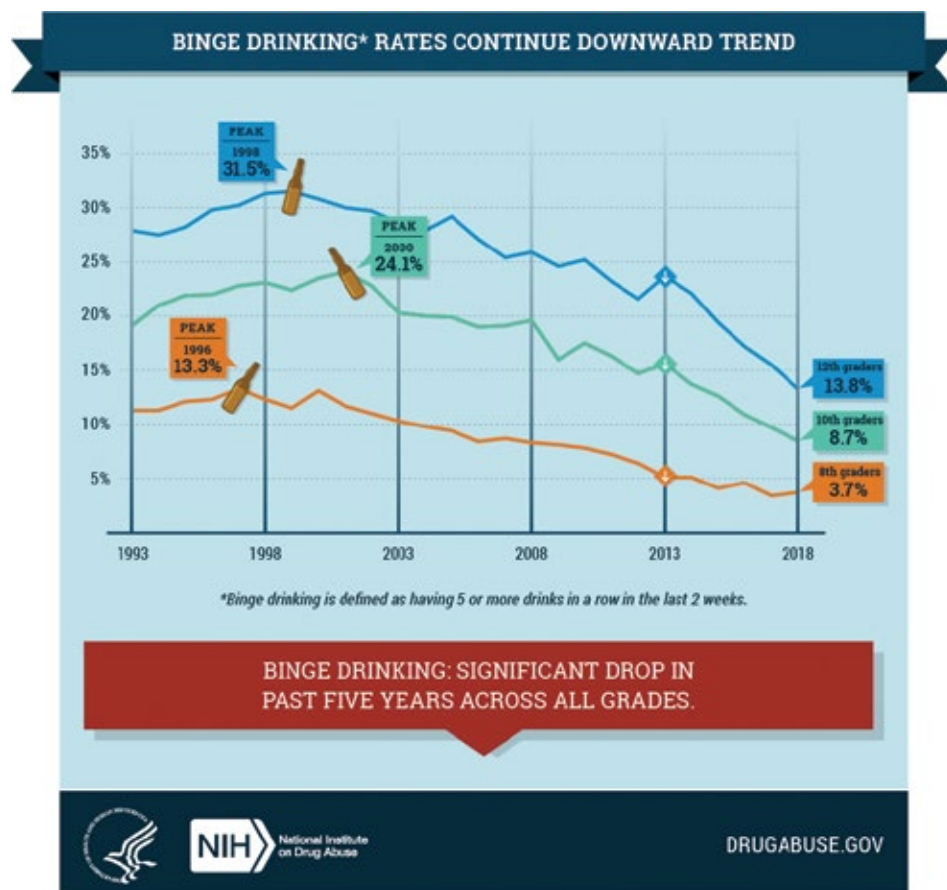


## Declines in alcohol use among adolescents prove solutions exist.

- Alcohol use among adolescents has also declined significantly over the past decades.<sup>42,43,44</sup>
- Lifetime alcohol use among high schoolers has declined sharply, from 82 percent in 1991 to 60 percent in 2017.<sup>45</sup>
- Past-month alcohol use among 12- to 17-year-olds has declined, from 18 percent in 2002 to 10 percent in 2017.<sup>46</sup>
- Among 8th-, 10th-, and 12th-graders, daily alcohol use is down by three-fourths, past-month use is down by one-half, and lifetime and annual use is down by 40 to 45 percent compared with the peak levels of use reached in the mid-1990s.<sup>47</sup>
- Underage alcohol use among adolescents is the lowest it has ever been.<sup>48,49</sup>
- Drunkenness and binge drinking among this age group have also declined (see Figure 3).<sup>50,51</sup>
- Peer disapproval of binge drinking has increased, and fewer young people are reporting that alcohol is easy for them to obtain.<sup>52</sup>

These declines may be in part driven by greater investments in education, outreach (such as drunk-driving campaigns), and legal

**Figure 3: Binge-drinking rates among 8th-, 10th-, and 12th-graders, 1993–2018** (National Vital Statistics Reports, 2017)<sup>53</sup>



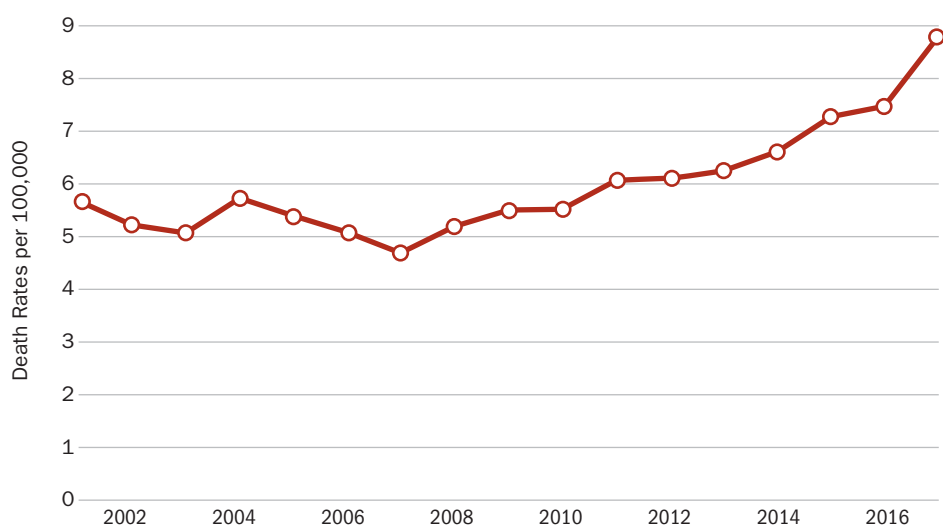
efforts to reduce underage alcohol consumption, including stricter penalties for fake IDs, hosting parties where underage individuals are drinking, and drinking and driving, as well as policies such as alcohol outlet density regulations.<sup>54</sup>

These areas of progress suggest that it is possible to reverse the upward trends in opioid overdoses and suicide with targeted policies and programs. This reversal is critical given the toll of adolescent substance misuse and suicide.

**Suicide is the second leading cause of death among adolescents and is on the rise.**

- Over one-fifth of deaths among 12- to 19-year-olds are suicides,<sup>55</sup> representing the second leading cause of death in this age group.
- Suicide rates among this age group have been trending up since 2007, increasing by 87 percent between 2007 and 2017 (see Figure 4).<sup>56</sup>
- Nearly 3,000 12- to 19-year-olds died by suicide in 2017.

**Figure 4: Suicides among 12- to 19-year-olds (death rate per 100,000)**  
(National Vital Statistics Reports, 2017)<sup>57</sup>



**Not surprisingly there is also an upward trend in suicide attempts.**

- While the proportion of high schoolers seriously considering suicide decreased by more than 50 percent between 1991 and 2009,<sup>58</sup> these rates began increasing after 2009.
- In 2017, 7.4 percent of high schoolers had attempted suicide in the last 12 months (a 17 percent increase since 2009), and 2.4 percent had an attempt resulting in injury, poisoning, or overdose (a 26 percent increase since 2009).<sup>59,60</sup>

## Too many adolescents are suffering and dying from substance misuse.



- Also in 2017, among 12- to 17-year-olds, 3.1 percent misused prescription pain relievers in the past year.<sup>65</sup>

### Adolescent alcohol use has declined, but it is still too high.

- One in five underage people ages 12 to 20 drank alcohol in the last month, and one in eight reported binge drinking in the same time frame.<sup>66</sup>
- 15.5 percent of students had their first drink of alcohol (other than a few sips) before age 13.<sup>67</sup>

### More young people are dying due to drug overdoses or drug-induced causes.

- In 2017, 5,455 young people ages 15 to 24 died due to drug overdose.<sup>61</sup>
- From 2012 to 2017, the percentage of 15- to 24-year-olds dying from drug overdose increased by 58 percent.<sup>62</sup>
- Deaths among 15- to 24-year-olds from overdose of synthetic opioids (other than methadone), including illicitly manufactured fentanyl, rose by 35.6 percent from 2016 to 2017 (1,958 deaths to 2,655 deaths).<sup>63</sup>

### Young people are misusing prescribed pain medications.

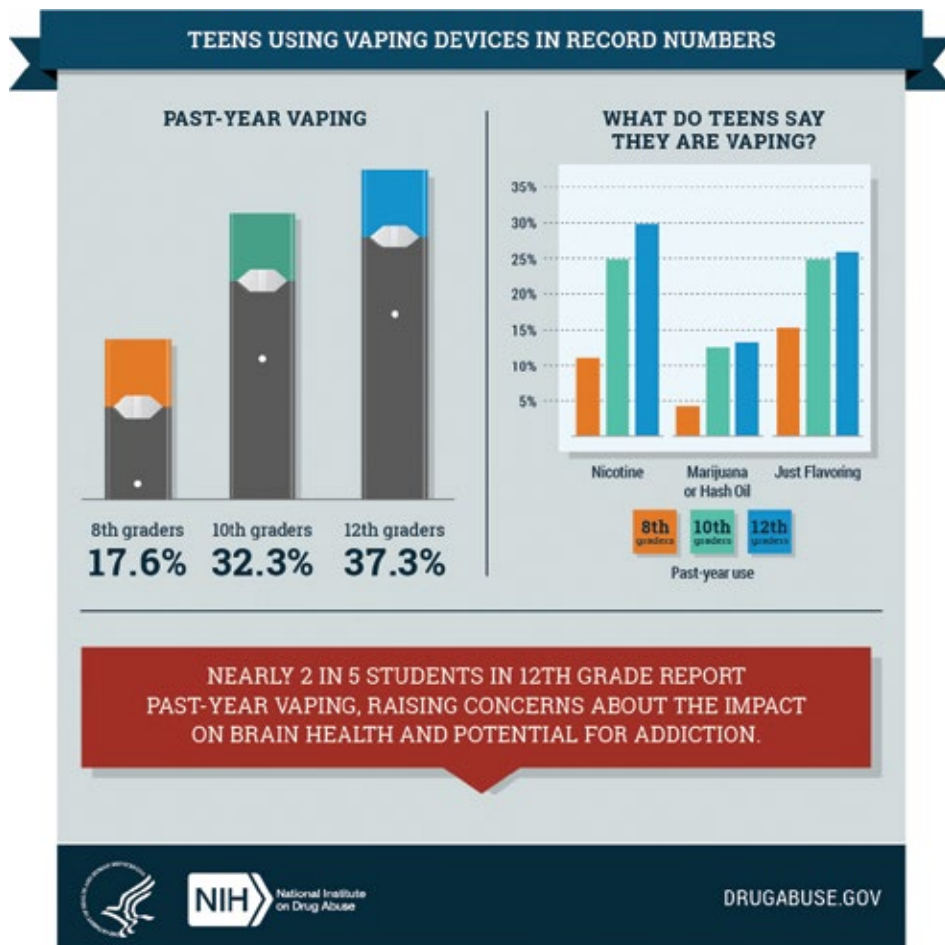
- In 2017, 14 percent of high schoolers reported having taken prescription pain medicine without a doctor's prescription or differently than how a doctor told them to use it at least once in their lifetime.<sup>64</sup>

### Vaping rates are climbing dramatically among adolescents,

even as cigarette and other tobacco use continue to decline. Vaping can be particularly harmful during this stage of life because nicotine—which is in most e-cigarettes—is highly addictive and can harm adolescent brain development. Young people who use e-cigarettes may also be more likely to smoke cigarettes in the future.<sup>68</sup>

- From 2017 to 2018, e-cigarette use increased by 78 percent among high schoolers (to 20.8 percent) and 48 percent among middle schoolers (to 4.9 percent).<sup>69</sup>
- In 2018, the percentage of 8th-, 10th-, and 12th-graders vaping nicotine in the past 30 days doubled compared with 2017, representing the biggest one-year increase for any substance in the history of the Monitoring the Future survey.<sup>70</sup>

**Figure 5: Teen vaping** (Monitoring the Future Survey, 2018)<sup>71</sup>



**More teenagers are also reporting vaping marijuana**, which poses the risk of earlier and more frequent use, increasing the probability of problematic use or addiction to marijuana as teenagers enter adulthood.<sup>72</sup>

- Past-year marijuana vaping among 12th-graders rose from 9.5 percent in 2017 to 13.1 percent in 2018.<sup>73</sup>

**Past-year marijuana use more broadly held fairly steady**, yet legalization is changing the marijuana use landscape

as well as risk perceptions.<sup>74</sup>

- Since around 2006, there has been a rapid decrease in the perception that marijuana is harmful among 8th-, 10th-, and 12th-graders, but there has been no concurrent increase in use.<sup>75,76</sup>
- In 2017, 12.4 percent of 12- to 17-year-olds and 34.9 percent of 18- to 25-year-olds used marijuana in the past year.<sup>77</sup>



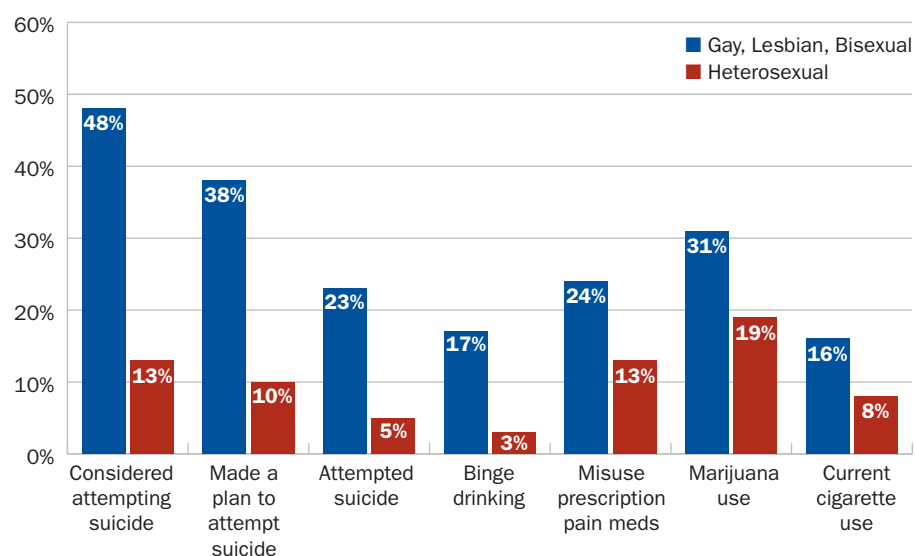
## Data reveal staggering disparities in substance misuse and suicide rates.

Differences in adolescent substance misuse and suicide—by sexual orientation, race/ethnicity, socioeconomic status, geographic location, and other demographic factors—are often rooted in inequitable social, economic, and environmental conditions. Higher substance use and suicide among LGBT youth is likely due to stressors they experience, such as bias, discrimination, bullying, violence, and family rejection (see pages 17–21 for an in-depth discussion of these and other risk factors).<sup>78</sup>

### Most striking is the high level of substance misuse and suicide-related behaviors among sexual minority adolescents (see Figure 6).

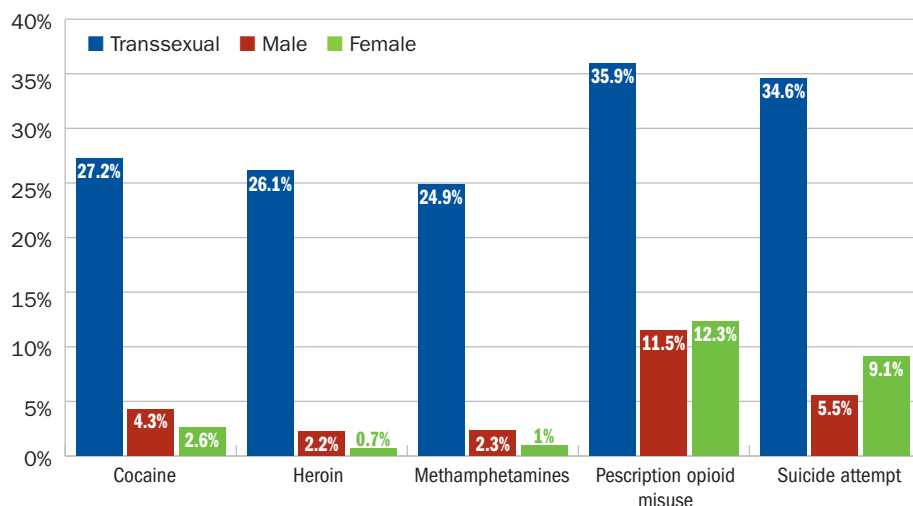
- Suicide-related behaviors are three to four times greater for gay, lesbian, and bisexual high school students compared with heterosexual high school students.<sup>79</sup>
- Binge drinking is five times greater among gay, lesbian, and bisexual high school students compared with heterosexual students.<sup>79</sup>
- Other substance use is one and a half to two times greater among gay, lesbian, and bisexual high school students compared with their heterosexual peers.<sup>79</sup>
- A markedly higher percentage of transgender students reported lifetime use of substances than their cisgender<sup>a</sup> peers in 2017 (see Figure 7).<sup>80</sup>

**Figure 6: Suicide and substance misuse behaviors among adolescents by sexual orientation** (National Youth Risk Behavior Survey, 2017)<sup>81</sup>



<sup>a</sup> “Cisgender” refers to a person whose sense of personal identity and gender corresponds with their birth sex.

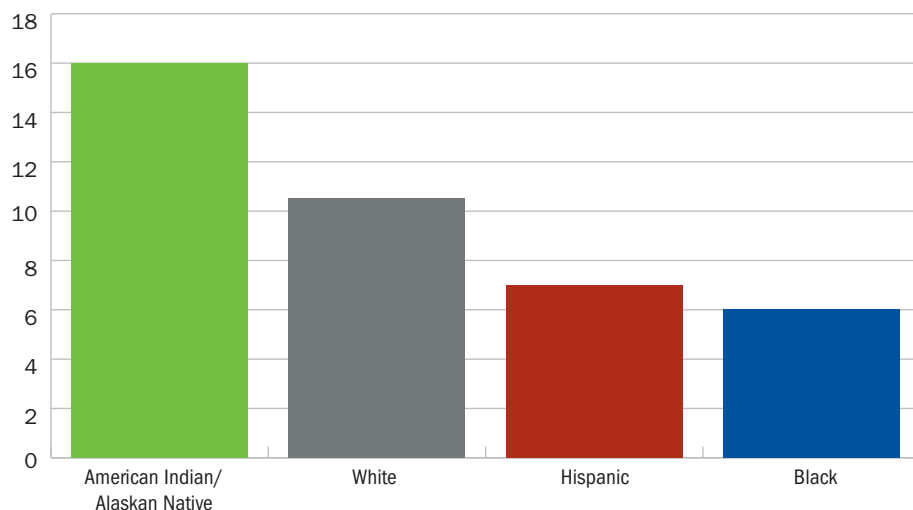
**Figure 7: Lifetime substance use and suicide attempts among transgender and cisgender students, 2017** (Morbidity and Mortality Weekly Report, 68, (3))<sup>82</sup>



**Substance misuse and suicide disproportionately affect adolescents from certain racial/ethnic groups.**

- American Indian/Alaska Native (AI/AN) teens experience the highest rate of suicide among any population group in the United States: 16 suicides per 100,000 15- to 19-year-olds in 2016, 60 percent higher than the national average (see Figure 8).<sup>83, 84, 85</sup>
- Reservation-based American Indian 8th-graders reported substantially higher past-30-day alcohol, marijuana, cigarette, and illicit drug use than the U.S. average during the 2016–2017 school year. They had:
  - over twice the relative risk of using alcohol and illicit drugs,
  - over three times the relative risk of binge drinking, and
  - over four times the relative risk of tobacco and marijuana use.<sup>87</sup>

**Figure 8: Suicide rate per 100,000 by race/ethnicity** (Youth Risk Behavior Survey, 2016)<sup>86</sup>



High prevalence of substance misuse and suicide among AI/AN populations may be a result of historical and intergenerational trauma, as ancestral land was forcefully taken and populations were relocated to reservations—with children shipped to boarding schools through a mid-19th-century federal assimilation program in which many of them were abused and lost their cultural identities.<sup>88</sup> In addition to intergenerational trauma and challenges with integrating into a different culture, youth risk may be elevated by high exposure to substance use within their families and communities.<sup>89</sup> Deep poverty, disproportionately high rates of incarceration, and lack of access to health care, especially mental health and substance use treatment services, exacerbates the problem for AI/AN teens and families both on and off reservations (see pages 17–21 for an in-depth discussion of these and other risk factors).<sup>90,91</sup>

- A higher percentage of Hispanic students in 8th and 12th grades used substances in 2018—including cocaine, crack, crystal methamphetamine, and sedatives—compared with White and African American students.<sup>92</sup>

Explanations for this high prevalence of substance use include challenges integrating into a new culture;<sup>93</sup> discrimination and language barriers; poor living conditions; and drug use and associated norms among family, peers, and the broader community (see pages 17–21 for an in-depth discussion of these and other risk factors).<sup>94,95</sup>

- Recent studies show that binge-drinking (consuming more than five drinks in a row two or more times in the past two weeks) frequency rates

among African American adolescents are declining at a slower rate than those of other groups.<sup>96</sup>

- Suicide rates were roughly two times higher among African American children ages 5 to 12 than White children.<sup>97,98</sup>

There are many potential reasons for these disparities, including that Black children and adolescents are more likely to experience racism and discrimination, and they are more likely to live with cumulative worries about meeting basic needs, all of which negatively impact their mental and physical health.<sup>99</sup> Systematic inequities stemming from institutionalized bias, racial profiling, and unfair guidelines—including greater rates of school suspension and expulsion, disparities in sentencing and incarceration (especially for drug-related crimes), and residential segregation—contribute to Black children and adolescents having poorer educational opportunities, being more likely to live in poverty, being more exposed to toxic substances, and having more experience with the threats and realities of crime.<sup>100</sup> Mental health and related conditions among Black children and adolescents may be exacerbated by providers having greater trouble detecting depression among racial/ethnic minority patients,<sup>101</sup> lack of access to culturally acceptable behavioral health care,<sup>102,103</sup> and lack of research on effective depression interventions for this population.<sup>104</sup>

Substance use and suicide are complex health issues and thus the disparities can be difficult to unpack. For example, the trends can be complex and seemingly contradictory. **There is a need for additional research to better understand how substance use and suicide are affecting different populations.**

- A higher percentage of White students have misused prescription drugs than Hispanic students—particularly in upper grades.<sup>105</sup>
- A higher percentage of White students have misused prescription drugs than African American students; they are also more likely to misuse hallucinogens, synthetic marijuana, alcohol, and cigarettes.<sup>106</sup>
- From 2014 to 2016, a greater percentage of White youth ages 10 to 24 died from suicide and drug overdose than African American or Hispanics in that age range.<sup>107,108</sup>

**Rates of adolescent substance misuse and suicide differ by socioeconomic status, education, and rural versus urban residence.**

- Lower parental education has been associated with increased adolescent use of prescription drugs, as well as concurrent use of multiple substances.<sup>109</sup>
- Recent studies show that adolescents with lower socioeconomic status are more likely to engage in frequent binge drinking.<sup>110</sup>

There are many potential reasons for these links. Teens and parents who did not receive a high-quality education do not have the same opportunities to gain social and emotional skills or knowledge about substance use risks. They face increasing economic and employment challenges—which influence where they live and the quality of schools, neighborhood resources, and health care available to them—that contribute to psychological stress.<sup>111,112</sup>



Inequality affects substance use and suicide rates, too, likely because of the psychological consequences. Lower perceived social standing relative to peers at school is associated with increased substance misuse.<sup>113</sup> Income inequality has been found to predict a higher risk of dying from suicide.<sup>114,115</sup> For two individuals with the same income but living in different counties, the one who lives in the wealthier county (and thus experiences greater income inequality) is 4.5 percent more likely to die by suicide.<sup>116</sup>

- Rural adolescents are more likely than urban adolescents to misuse prescription pain relievers and more likely to obtain the pills they misuse directly from physicians.<sup>117</sup>
- From 1996 to 2010, a higher percentage of rural 10- to 24-year-olds died from suicide than their urban peers, and rural-urban disparities in youth suicides have increased over time.<sup>118</sup>

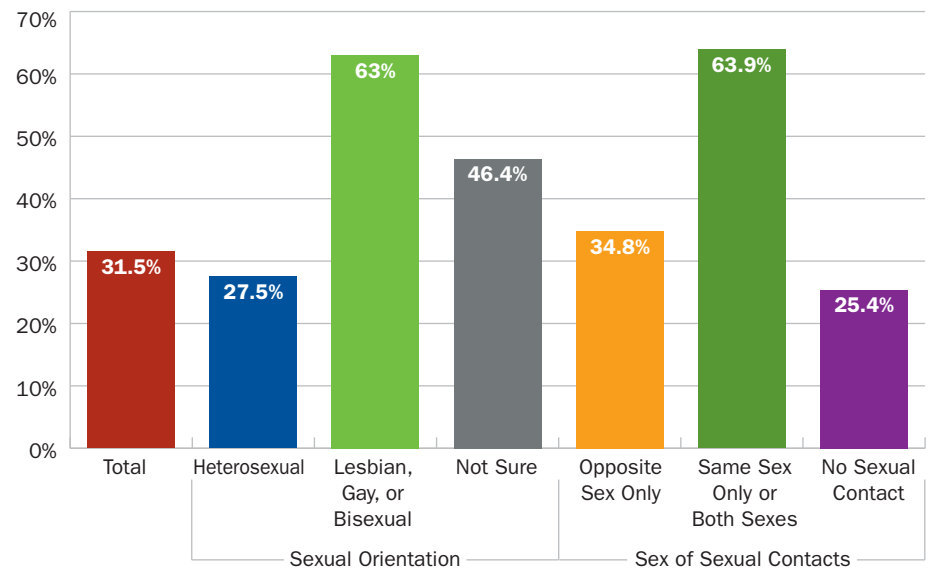
One factor contributing to these disparities is access to firearms—in a study of more than 6,000 suicides between 2003 and 2015 in Maryland, the suicide rate by firearm was 66 percent higher in rural than in urban areas. Overall, the rate of suicides was 50 percent higher in rural than in urban areas, but when researchers took firearms out of the equation, suicide rates in rural and urban areas were comparable.<sup>119</sup> Isolation, high unemployment and poverty, fewer opportunities for high-quality education, and less access to health care in rural areas may also contribute to these rural-urban disparities. In particular, prevention programs and substance use treatment services may be spread sparsely over large rural geographic areas and thus less readily available.<sup>120</sup>

**Poor mental health is a significant risk factor for both substance use and suicide—and trends appear to be worsening, especially among sexual minorities and girls.** Individuals with a substance use disorder often also suffer from mental illness. Substance use and a known mental health condition are two key risk factors for suicide.<sup>121</sup>

- In 2017, 13 percent of 12- to 17-year-olds (3.2 million adolescents) had a major depressive episode (MDE) in the past year, up from 8.8 percent in 2005.<sup>122</sup>
- One-third of adolescents with a substance use disorder in 2017 also had an MDE.<sup>123</sup>

- Illicit drug use was nearly twice as high among those with an MDE in the past year in 2017.<sup>124</sup>
- Among high schoolers, the prevalence of having felt sad or hopeless daily for two or more weeks in a row increased from 26.1 percent in 2009 to 31.5 percent in 2017. Prevalence was substantially higher among gay, lesbian, and bisexual students (63 percent) than heterosexual students (28 percent) and higher among females (41 percent) than males (21 percent) (see Figure 9).<sup>125</sup>

**Figure 9: Percentage of high school students who experience persistent feelings of sadness or hopelessness by sexual identity and sex of sexual contacts**  
(Youth Risk Behavior Survey, 2017)<sup>126</sup>







Oleg Elkov

### **Adolescents involved in the juvenile justice system have higher rates of substance use and suicide.**

Not only do adolescents in the juvenile justice system have higher rates of risk factors for suicide and substance use—including mental health issues, trauma, and stressful life events—being in juvenile detention itself is highly stressful and characterized by environmental and social conditions that may increase the risk of substance use and suicide.<sup>127</sup>

- Seven out of 10 youth in the juvenile justice system have a mental health disorder.<sup>128</sup>
- Among youth in the juvenile justice system, 77 percent reported substance use in the previous six months, and nearly half had a substance use disorder.<sup>129,130,131</sup>

- The suicide rate among youth involved in the juvenile justice system is two to three times higher than that of the general youth population.<sup>132,133</sup>
- According to a 2004 report, although 1.9 million out of 2.4 million juvenile arrests involved substance use, only 68,600 juveniles received substance use treatment.<sup>134</sup>

### **Homeless youth are also at higher risk for substance misuse and suicide.**

- Homeless youth are at higher risk for depression<sup>135</sup> and suicidal ideation.<sup>136</sup>
- Homeless youth have two to three times higher rates of substance use overall and three to five times higher rates of cocaine and amphetamine use.<sup>137</sup>
- Homeless youth are at higher risk of being victimized at school.<sup>138</sup>

**Youth involved in child welfare and foster care are at higher risk for substance misuse and suicide.**

- Adolescents involved in child welfare were 1.5 times more likely to experience suicidal ideation compared with adolescents from public high schools in 2013.<sup>139</sup>
- Teens with prior out-of-home placement had more than twice the odds of reporting substance use/misuse.<sup>140</sup>
- Half of children who are involved in the child welfare system have a diagnosable mental health disorder.<sup>141</sup>

The factors that can contribute to homelessness or involvement in the welfare system—such as family conflict including abuse or neglect and history of substance use or mental health problems—can contribute to this higher risk.<sup>142,143,144</sup> In addition, these youth often face additional stressors that exacerbate their risk—such as abuse and victimization among homeless and runaway youth living on the streets,<sup>145</sup> separation from families, maltreatment in care, and frequent moves among children in foster care.<sup>146</sup>

**Military-related adolescents (those with a parent or sibling serving in the military) are more likely to experience suicidal thoughts and depressive symptoms.**

- Adolescents with a parent or sibling in the military are more likely to experience depressive symptoms.<sup>147</sup>

- Adolescents reporting two or more family-member deployments are 34 percent more likely to have suicidal thoughts than those with no deployment experience.<sup>148</sup>

Potential reasons include separation from family members during regular deployments, frequent moves, and family members returning with post-traumatic stress or traumatic brain injuries.<sup>149</sup>

**The intersectionality<sup>b</sup> of these high-risk groups can produce even greater inequities.<sup>150</sup>**

- Among sexual minority youths in 2005 and 2007, Latino and Native American/Pacific Islander youth were 50 and 66 percent more likely, respectively, to attempt suicide than Whites.<sup>151</sup>
- LGB homeless youth were twice as likely to attempt suicide as heterosexual homeless youth in 2004.<sup>152</sup>
- Substance use is significantly higher within some subpopulations of LGB youth (340 percent higher for bisexual youth, 400 percent higher for females).<sup>153</sup>
- Substance use and suicide disparities have worsened over time for these female and bisexual youth, even as there have been improvements in disparities among male gay youth.<sup>154,155,156</sup>

---

<sup>b</sup> Intersectionality refers to “the ways in which race, gender, class, sexual orientation, disability, and other axes of inequality constitute intersecting systems of oppression.”

## Cross-Sector Strategies to Prevent Adolescent Substance Misuse and Suicide

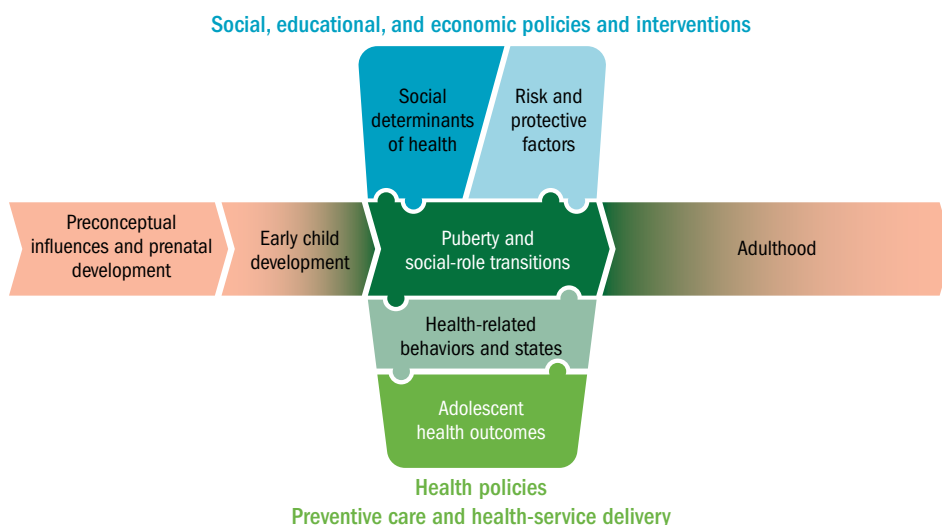
# We Can Prevent Substance Use Before it Starts and Promote Mental Health Before Problems Develop.

Where one is born, lives, learns, plays, and worships can have profound effects on health and well-being. These conditions, known as the social determinants of health, contribute to inequities in health outcomes, including adolescent substance use and suicide. We know that social determinants, including supportive family relationships, stable housing, quality of schools, and safe neighborhoods, promote health, whereas other social determinants, such as poverty and racism, can have a negative effect on health.

In addition to these social, economic, and environmental conditions, there are risk and protective factors that can help predict whether a young person will experience an outcome like substance misuse or suicide. Risk factors increase an adolescent's chances of experiencing negative outcomes and include things like abusive family relationships; poor parenting behaviors; academic

failure; and attitudes, community norms, or laws that are favorable to risky behaviors like substance misuse. Protective factors serve as a buffer, reducing an adolescent's chances for negative outcomes and include positive parenting, opportunities for positive social involvement, social and emotional competence, positive self-image, and belief in oneself (see Figure 10).

**Figure 10: Effects of policies, risk/protective factors, developmental transitions, and behaviors across the life course<sup>157</sup>**



**Risk and protective factors co-occur, and the combination of these factors contributes to the likelihood of experiencing a particular outcome.**

While seemingly opposing terms, risk and protective factors do not necessarily operate on opposite ends of a single spectrum. Having a protective factor does not eliminate the possibility of also having a related risk factor. Rather, the presence of one or more protective factors helps buffer against or reduce the harmful effects of co-occurring risk factors. For example, an individual can have an abusive parental relationship (risk factor) and simultaneously have a positive relationship with another caring adult in their life (protective factor). Given their seeming dichotomy, there is a tendency to label risk and protective factors as either positive or negative. However, each factor is contextual. What serves as protective factor for one adolescent may act as a risk factor for another.

Supportive interventions can reduce the impact of some social determinants and risk factors, like an individual's poor academic performance or poor parenting behaviors; the broader impact of others, like systemic racism and poverty, are not as easily impacted but can be and should be addressed. For this reason, **approaches to improve adolescent outcomes should not focus exclusively on reducing risk factors; rather, an asset-based approach—one that emphasizes bolstering protective factors—is needed.**

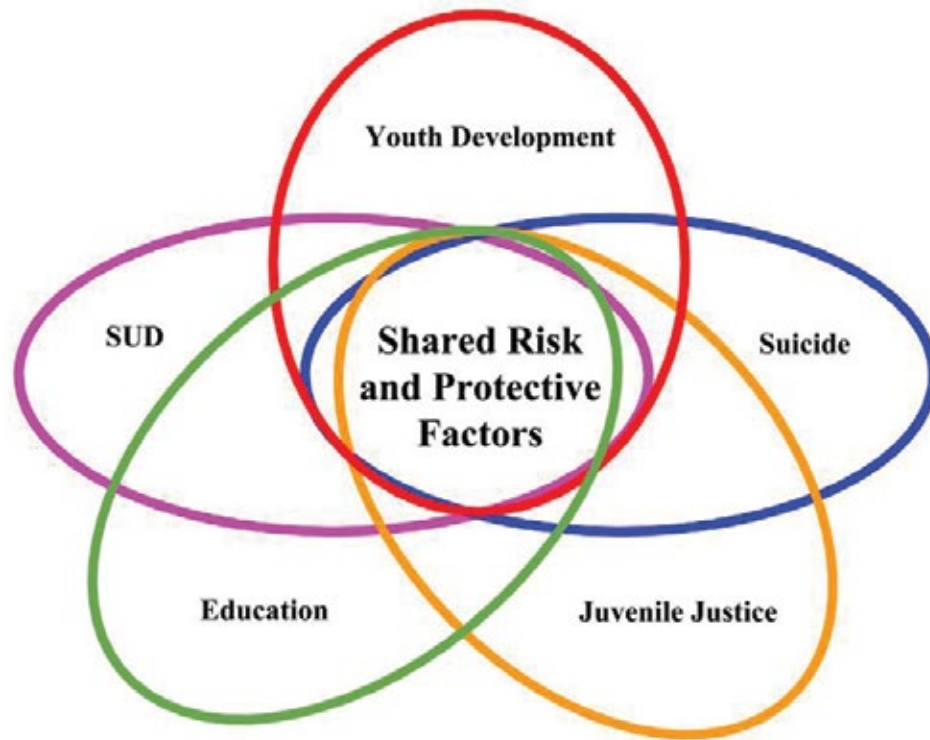
**There are shared risk and protective factors for multiple outcomes across various sectors.** The risk and protective

factors for suicide and substance misuse, for example, have significant overlap. And there are common risk and protective factors for outcomes like substance use and suicide, dropping out of high school, or being involved in the juvenile justice system. In fact, risk and protective factors for mental, emotional, and behavioral disorders in adolescence reveal significant overlap with outcomes from other youth-serving sectors—such as the juvenile justice, education, child welfare, and youth-development sectors (see Figure 12).<sup>159,160,161</sup>

**The convergence of risk factors can help to determine an adolescent's risk for substance misuse and suicide.**

We must examine risk and protective factors from an intersectional perspective that considers how different risk and protective factors combine to create a certain level of risk. In general, the more risk factors for substance misuse and suicide an individual has, the greater their risk for experiencing a negative outcome (and vice versa for protective factors). Those experiencing some risk factors are often at greater risk of experiencing more risk factors.<sup>162</sup> However, risk factors do not always interact in an additive way; and the interactions among risk and protective factors becomes more complex as more factors are considered in combination.<sup>163</sup>

**Figure 12: Shared risk and protective factors across sectors**

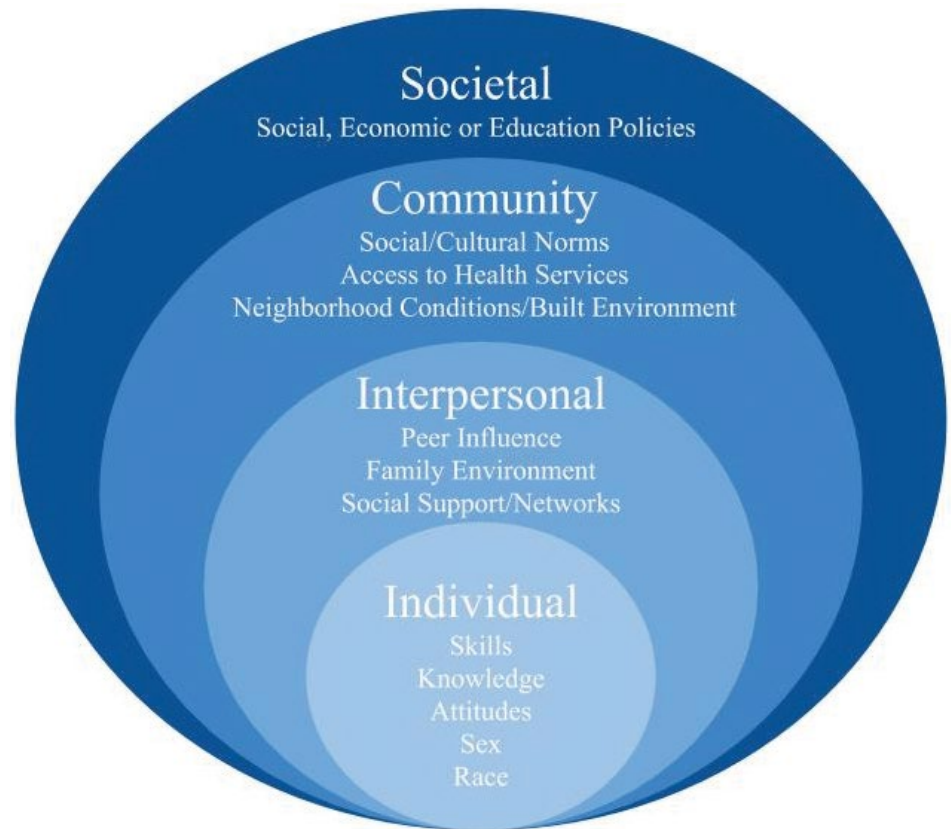




Understanding the overlap between these cross-sector factors and conditions is crucial to reducing the chance of substance misuse or suicide over a person's lifetime. The social ecological framework—organized in four levels (individual, interpersonal, community, and societal)—is a useful model for integrating this multipronged approach. To reduce adolescent substance use and suicide (and address many other adolescent outcomes), we must reduce risk factors and enhance protective factors at the individual, interpersonal, and community levels while simultaneously tackling the policies and systems that operate at the community and societal levels that impact outcomes (see Figure 13). Influences at all these levels constantly interact with one another,<sup>164</sup> and given the developing nature of the adolescent brain, this means that influences and interventions during adolescence—both positive and negative—can alter developmental trajectories in the long term.<sup>165</sup>

One critical influence for adolescents is their families, who shape their environment and life in many ways. These families, in turn, live in the broader context of societal policies and community environment and norms. These policies and systems shape risk and protective factors, health outcomes, and inequities at the individual, family, and neighborhood level. For instance, policies that disadvantage communities of color, along with bias and racism, have contributed to minority youth being more likely to live in

**Figure 13: Social ecological framework with examples**



segregated, isolated neighborhoods with concentrated poverty, high unemployment, low-quality schools, substandard housing, and poor health conditions.<sup>166</sup> A range of other influences at the individual, community, and population levels can contribute to disparities among adolescents with respect to substance misuse and suicide and related risk and protective factors. These conditions increase the risk of adolescents engaging in substance misuse or experiencing poor mental health.<sup>167</sup> Protective factors can also

cluster in other communities where there are good schools, playing fields, mentoring programs, and opportunities for youth leadership.

Children and families also live within the context of societal norms and social systems, including social media. Public views about what society values include, in addition to honesty and morality, a focus on professional and financial success and physical attractiveness (especially for women).<sup>168</sup> These societal norms have a big influence on adolescents.



## Cross-Sector Strategies to Prevent Adolescent Substance Misuse and Suicide

# What Works to Decrease Risks and Build Protective Factors: Cross-Sector Strategies

Reducing adolescent substance misuse, suicide, and other negative outcomes will require an integrated, multi-sector approach grounded in prevention.

The cross-sector and interactive nature of risk and protective factors underscores the importance of multiple sectors collaborating to promote adolescent well-being—including the education, health, justice, youth development, and child welfare sectors. Adolescents, like other populations, do not live in a vacuum. Rather, they—and their families—are constantly interacting with different youth-serving agencies and programs that could be

better aligned for more efficient and effective well-being outcomes.

The following sections describe risk and protective factors for substance misuse and suicide that span each level of the social ecological framework. The factors are presented in an integrated, non-sector-specific manner to promote a collective, multisector approach to reducing risk and bolstering protective factors, based on what we know works.



## BUILDING SOCIAL AND EMOTIONAL SKILLS

Adolescence is a period of active social and emotional development.<sup>169</sup> As adolescents expand their social circles and social roles, they also shape their key social and emotional skills.<sup>170</sup> Examples of social and emotional skills include emotional regulation,

impulse control, stress management, and positive relationship skills (see Figure 14). The environmental context surrounding an individual impacts social and emotional skill development—and in turn affects adolescent decision making.<sup>171</sup>

**Figure 14: Social and emotional competencies wheel**

(Collaborative for Academic, Social, and Emotional Learning)<sup>172</sup>



Social and emotional skills are key risk or protective factors for substance misuse and mental health disorders. **Adolescents with poor social, communication, and problem-solving skills are at increased risk for depression; and those with poor coping skills are at increased risk for substance misuse.**<sup>173</sup>

In contrast, studies closely link high levels of social and emotional skills to resiliency—or the ability to achieve or maintain positive outcomes in the face of adversity, such as poverty, discrimination, or trauma.<sup>174</sup> **Resilient adolescents are less likely to engage in risky behaviors—like substance misuse—and are better able to positively cope with stress.**<sup>175</sup>

## WHAT WORKS

**Universal promotion of social and emotional skills during adolescence positively affects all measures of adolescent well-being.** While generally categorized as individual-level factors, social and emotional skills are highly interrelated with the other levels of the social ecological framework—providing multiple opportunities to promote social and emotional skills.<sup>176</sup>

**Families, especially parents and caregivers, play a significant role in the development of social and emotional skills via positive parenting and mentoring.** Constructive and positive parenting is a key to resilience building. Nurturing parenting can help children overcome stressors<sup>177</sup> and contribute to positive adjustments and behavioral control.<sup>178</sup>

**Social and emotional learning programs (SEL)** encourage the development of five core skills: (1) self-awareness, (2) self-management, (3) social awareness, (4) relationship skills, and (5) responsible decision-making. In addition to reducing negative behaviors, social and emotional programs can lead to improved educational attainment, employment, and earnings.<sup>179</sup> Effective SEL programs can be implemented in a variety of settings; however, they are most prominently featured in schools. Schools can promote social and emotional skill competencies by fostering supportive school climates and classrooms, adopting evidence-based SEL programs, elevating student voices, integrating SEL into instruction and student supports, ensuring that disciplinary policies promote SEL, and creating meaningful partnerships and two-way communication with families.<sup>180</sup>

SEL programs implemented in early and middle childhood often directly teach skills and provide opportunities to practice them throughout the school day. For adolescents—who strive to gain status and admiration from their peers, whom they value the most—the programs that target adolescent mind-sets, motivations, and climates, rather than direct skill rehearsal, are most effective.<sup>181</sup> These SEL programs, which are less skill driven and more grounded in the positive youth development approach, encourage authentic youth engagement, choice, and a greater orientation to adolescent values (peer acceptance, rather than parental acceptance).<sup>182</sup>

**LifeSkills Training** program, a three-year prevention curriculum for middle school students, promotes healthy alternatives to risky behaviors through activities that teach students the skills to resist peer pressure to smoke, drink, or use drugs; help students develop greater self-esteem and self-confidence; help students cope with anxiety; increase student knowledge of the consequences of substance misuse; and enhance decision-making and problem-solving skills.<sup>183</sup> Evaluations over the past 20 years have found the program reduces the prevalence of tobacco, alcohol, and illicit drug use by 50 to 87 percent, and when combined with booster sessions, reduces long-term substance misuse by as much as 66 percent, with effects lasting beyond the high school years.<sup>184</sup> According to a Washington State Institute for Public Policy cost-benefit analysis, every dollar invested in LifeSkills Training returns \$7.88 in societal benefits.

**Positive Behavioral Interventions and Supports (PBIS)** models rely on positive approaches to student misbehavior and allow for flexibility in the design of school interventions based on a school's needs and resources. Implementing PBIS involves explicitly prompting, modeling, practicing, and encouraging positive social skills to improve the social, emotional, and behavioral competence of students and ultimately promote positive, predictable, and safe school environments that foster strong interpersonal relationships.<sup>185</sup> Research indicates the PBIS approach contributes to reduced problem behavior, decreased bullying, less illegal substance use, and increased graduation rates.<sup>186</sup> According to a Washington State Institute for Public Policy cost-benefit analysis, for every dollar spent on PBIS, there is a return of \$13.61 in societal benefits.<sup>187</sup> The U.S. Department of Education's Office of Special Education Programs and the Office of Elementary and Secondary Education fund the Technical Assistance Center on PBIS, which supports school districts and state education agencies implementing PBIS.



## WHERE IT'S WORKING

**Family Check Up** offers parents simple, practical parenting skills, helping parents address the challenges of parenting before problems develop. Family Check Up has been shown to reduce the risk for future youth substance use and to improve parental monitoring.<sup>188</sup> The program can be provided in community mental health, primary care, and school settings.<sup>189</sup>

**Oregon Health Plan** offers Family Check Up to its members with children ages 2 to 18 through a collaboration with Lane County Prevention (public health), Trillium Community Health Plan, and Family Mediation Services, a division of Lane County Health and Human Services. Trillium provided funding to train and support staff as part of their commitment to prevention. They set aside \$1.33 for every Oregon Health Plan member in order to fund prevention

programs for a total investment of \$6 million since 2012. Parents or guardians attend a series of three appointments with a mediator from Lane County Mediation, sharing information about the challenges they face—like unstable housing, family conflict, or income loss—and identifying goals. The second appointment includes a videotaped session for parents to work on age-appropriate tasks with their children, which improves their relationships, and to learn to set healthy limits. At the third appointment, parents meet with staff to review the video and to identify strengths and areas for improvement. Among participants, 99 percent reported that the program helped them see their strengths as parents, and 91 percent said the program gave them realistic ideas for making changes in their families.<sup>190</sup>



## PROMOTING CONNECTEDNESS AND PROVIDING SOCIAL SUPPORT

Adolescents experience shifting relationships with their peers, school, family, and community as they develop new social roles and identities. Their feelings of connectedness, defined by their sense of caring, support, and belonging, can impact their risks for substance misuse or suicide.<sup>191</sup>

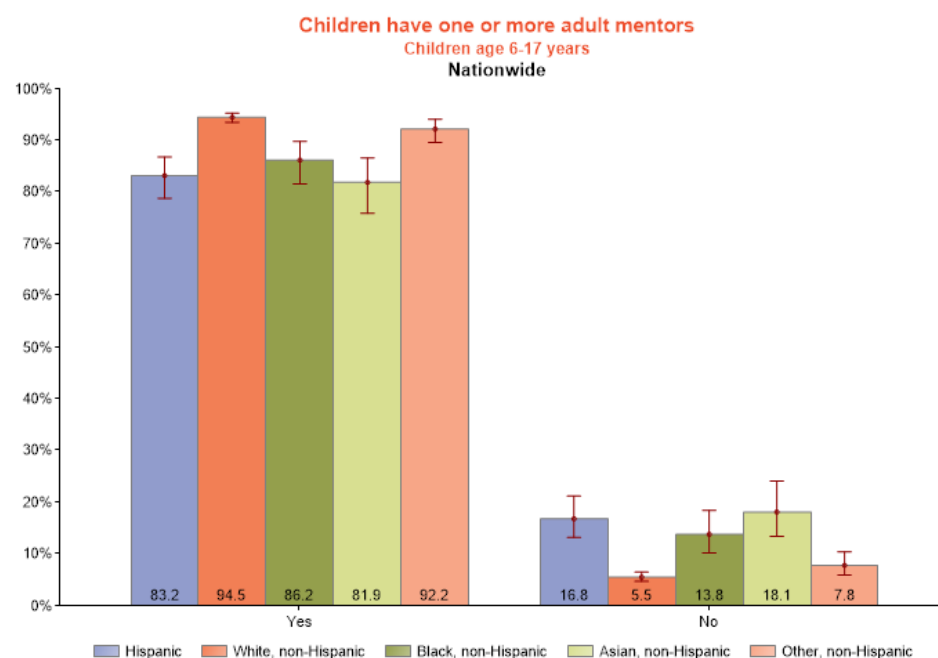
**Feeling more connected to schools and families during adolescence has been shown to improve mental health and reduce substance misuse in later life.**

Adolescents who felt more connected to their schools and communities had a 65 percent lower risk of lifetime prescription drug misuse and other illicit drug use.<sup>192</sup>

Like social and emotional skills, connectedness spans multiple levels of the social ecological framework—from peer to family and from school to community. Social connectedness includes relationships with other groups and individuals, like peers, families, or caring adults in an adolescent's life. Connectedness can also include relationships with larger structures—like schools or communities. School connectedness refers to the degree to which an adolescent feels supported by the adults and peers in their school—including a belief that these groups care for not only their learning, but also their broader well-being.<sup>193</sup> Community connectedness encompasses broader elements, such as social cohesion, collective efficacy, social capital, and social support—including the ability to share resources between community members.<sup>194</sup>

**Parent-child connectedness increases self-esteem and decreases depression<sup>195</sup> and**

**Figure 15: Children ages 6 to 17 who have one or more adult mentors, by race/ethnicity** (National Survey of Children's Health, 2017)<sup>207</sup>



**suicidality.**<sup>196</sup> The presence of caregivers who monitor adolescent behaviors and set clear expectations is associated with decreased risk of substance misuse, as well as decreased risk for dropping out of school.<sup>197</sup> Perceptions of low family support, in contrast, are related to greater levels of hopelessness, depressive symptoms, suicidal ideation,<sup>198</sup> suicidal attempts, low self-esteem,<sup>199</sup> greater externalizing behavior problems, and alcohol and substance use.<sup>200</sup>

**Adolescents who have at least one positive adult mentor are less likely to experience substance misuse or suicide—as well as other poor adolescent outcomes.** Adolescents who have positive relationships with adults outside their families, such as teachers, administrators,

coaches, and mentors are less likely to be depressed or use alcohol or drugs.<sup>201,202</sup> The presence of at least one positive relationship with a caring adult is also linked to increased school attendance, academic achievement and engagement, heightened psychosocial functioning, improved capacity to navigate peer relationships and friendships, greater peer acceptance, and improved employment outcomes.<sup>203,204</sup> According to data from the National Survey of Children's Health, 89 percent of 12- to 17-year-olds have at least one adult mentor, while 11 percent do not.<sup>205</sup> Notably, children from minority racial/ethnic backgrounds are much less likely to have an adult mentor (see Figure 15).<sup>206</sup>



During adolescence, teens begin to spend more time with peers, rather than with their families—making peers a critical source of social support and influence.<sup>208</sup> Teens who perceive their peers as supportive report fewer school-related and psychological problems and less loneliness.<sup>209</sup> A high level of social support from friends has also been shown to protect against suicidality among highly depressed high school adolescents.<sup>210</sup> Peers can also contribute to increased risk factors. Antisocial peer behavior and peer approval of delinquent behaviors is associated with increased risk for juvenile delinquency, substance use, and other problematic and antisocial behaviors.<sup>211</sup>

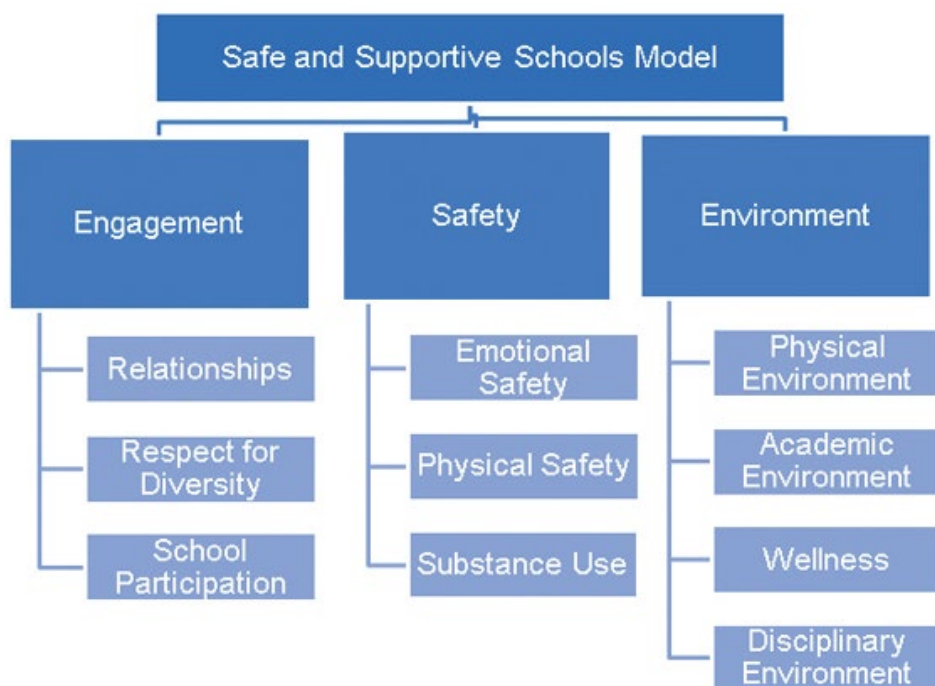
**Schools are key environments that contribute to a sense of connectedness and impact risk and protective factors**

**for substance misuse and suicide.<sup>212</sup>**

Safe and supportive learning environments prioritize student engagement and connectedness, safety, and a healthy environment (see Figure 16). A positive school climate can help adolescents develop a sense of belonging and participate in meaningful engagement within their community.<sup>213</sup> Creating a positive school environment can moderate against many of the risk factors for substance misuse or suicide and can contribute to improved outcomes, such as higher academic achievement and engagement and social-emotional health, as well as lower absenteeism, fewer suspensions and expulsions, lower levels of substance use, less engagement in deviant behaviors, and fewer dropouts.<sup>214,215</sup>

**Figure 16: Safe and supportive school model**

(National Center on Safe Supportive Learning Environments)<sup>216</sup>

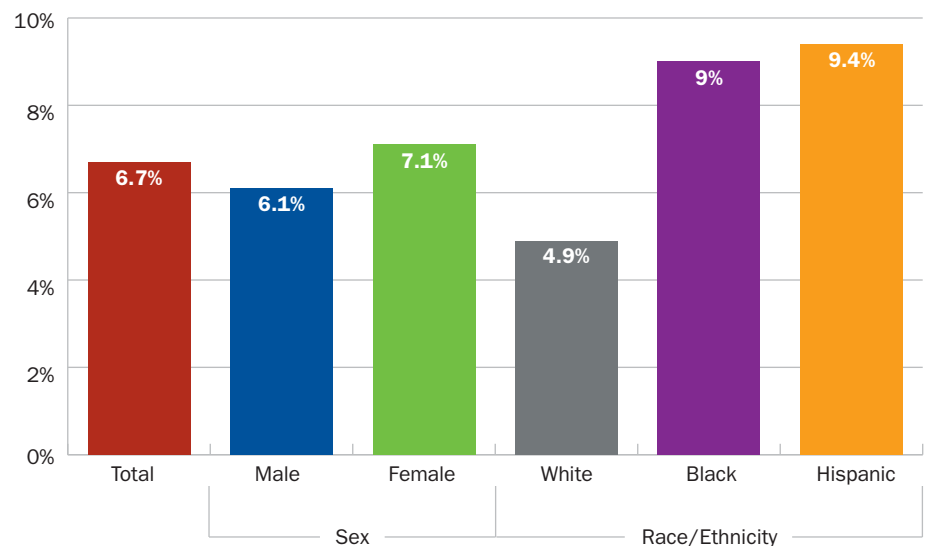


School connectedness is a key component of a positive school climate.<sup>217</sup> School connectedness can decrease student loneliness and depression,<sup>218</sup> reduce delinquent behaviors,<sup>219</sup> and is associated with less risky behaviors, such as alcohol, tobacco, or marijuana use.<sup>220</sup> According to one study, teens with low school connectedness, even those with good social connectedness, were at elevated risk of anxiety/depressive symptoms as well as regular smoking, drinking, and using marijuana in later years.<sup>221</sup> Adolescents who reported higher teacher support and regard for student perspectives in their high school years were also more likely to see their schools as having respectful climates and healthy norms of drug use, which was associated with lower levels of personal drug use.<sup>222</sup>

School connectedness is particularly important for young people who are at increased risk for feeling alienated or isolated from others.<sup>223</sup> For example, among LGB students, high levels of school connectedness are associated with less suicidal ideation.<sup>224</sup> There are significant racial/ethnic disparities in school environments, with a higher percentage of black and Hispanic students—compared with white students—missing school because of safety concerns (see Figure 17).

**Community connectedness provides a buffer against other risk factors—such as isolation and peer influence—and can help bolster parental and**

**Figure 17: Percentage of high school students who did not go to school due to safety concerns (Youth Risk Behavior Survey, 2017)<sup>225</sup>**



**familial supports.** Connectedness of adolescents and their families to community organizations can increase the sense of belonging as well as social and material support and collective mobilization among the broader community. Connectedness among community organizations and institutions helps assure that adolescents and their families can access needed resources and helps communities better leverage the social and political will to prevent substance misuse and suicide.<sup>226</sup>

Greater community connectedness also provides adolescents with coping resources outside their home, including having additional adults to talk with,

people to provide aid in times of need, and feelings of protection.<sup>227</sup> These protective factors may guard against depression.<sup>228</sup> Adolescents who live in an environment with more community connectedness were less likely to engage in alcohol, marijuana, and cigarette use even when they associated with peers who engaged in risk behaviors or had parents whom they felt did not support or care for them.<sup>229</sup> However, over 40 percent of 12- to 17-year-olds do not live in a supportive neighborhood (as assessed by asking parents whether people in their neighborhood help each other, watch out for each other's children, and know where to go for help in the community).<sup>230</sup>



## WHAT WORKS

Strategies that build positive connections and sources of social support across youth-serving systems are critical to fostering adolescent resilience. Each sector has a role in building these systems of support—for example, through mentorship, development of a positive school climate, developing youth-led initiatives, or introduction of positive parenting practices.

**Policies and programs designed to promote a positive school climate create the conditions for connectedness** by building the social and emotional competence of each member of the school community, both individually and collectively.<sup>231</sup> Creating a culture of connectedness through character education integrated throughout the school day can reduce bullying and violence and improve attendance and positive social behaviors.<sup>232</sup> Supportive school personnel, inclusive school environments, and curricula that reflect the realities of a diverse student body can also help gender or sexual minority students, homeless students, and students with disabilities become more connected to their school.<sup>233</sup>

In contrast, studies show punitive school disciplinary policies, such as expulsions or out-of-school suspensions, negatively affect school climate and contribute to lower academic achievement, increased risk for dropout, involvement in the juvenile justice system, and incarceration in adulthood.<sup>234,235</sup>

Mentoring—with appropriate training—in juvenile justice settings and community-based programs such as after-school settings and faith-based programs and clubs can also enhance connectedness for adolescents.

Building broader community-level connectedness—including social cohesion, collective efficacy, social capital, and social support—is also important as it provides adolescents with additional adults to talk to who can lend aid in times of need, enhancing adolescents' feelings of protection and guarding against depression and problem behaviors.<sup>236,237,238</sup>

**Gay-straight alliances**, school-based organizations for LGBTQ youth and their allies, are associated with lower levels of victimization of LGBTQ youth.<sup>239</sup>

**Guiding Good Choices** teaches parents of middle schoolers to strengthen bonding in their families through age-appropriate opportunities for family interaction, expressions of positive feelings, and adoption of family conflict-management approaches. The program also guides parents in setting clear expectations and applying discipline, as well as teaching their children coping strategies. The program also successfully inhibits alcohol and marijuana use among middle schoolers.<sup>240</sup>

## WHAT WORKS

**Strengthening Families Programs (SFP)** are family skills-training programs designed to improve children's behavioral health by strengthening bonds between parents and children.<sup>241</sup> These programs comprise three types of sessions: parenting sessions, children's life-skills sessions, and family sessions. The parenting sessions teach parents how to interact positively with children, such as showing enthusiasm and praising children for positive behaviors. Parents also learn the importance of reducing criticism and sarcasm and how to discipline effectively.<sup>242</sup> In children's life-skills sessions, teens are taught how to regulate their emotions and improve their communication and problem-solving skills.<sup>243</sup> The program also teaches pro-social behaviors, such as how to resist peer pressure and make friends without engaging in alcohol and drug use.<sup>244</sup> To improve their family connections, they learn how to apologize and the importance of participating in family meetings. After working through their skills individually, parents and children come together in family sessions, where they practice the skills they learned.

Research has shown that SFP is successful in improving adolescent behavioral health, including reducing in the risk of initiating cigarette and marijuana use,<sup>245</sup> delaying the onset of adolescent substance use and behavioral problems in school,<sup>246</sup> and reducing involvement with law enforcement.<sup>247</sup> The program is also cost-effective: SFP targeted to 10- to 14-year-olds has a return of \$9.60 for every dollar spent.<sup>248</sup> SFP was tested and found effective in multiple settings, including homes, schools, clinics, homeless shelters, juvenile courts, and detention centers.<sup>249</sup> SFP has been successively adapted to multiple races and ethnic groups, including Black, Latino, and American Indian families.<sup>250</sup>

**The Division of Adolescent and School Health (DASH)** at the Centers for Disease Control and Prevention (CDC) provides funding to 28 local education agencies (school districts) to build infrastructure in schools to promote safe and supportive learning environments. The DASH funding supports staff who implement evidence-based programs in schools, including:

- Professional development on classroom management (e.g., how to reinforce positive behaviors through praise and how to establish rules, routines, and expectations) to foster calm and predictable classroom environments that support academic learning and reduce opportunities for bullying or other disruptive behaviors;
- Mentoring, service learning, and/or other positive youth-development programs for students in the school or community;
- Student-led clubs to support LGBT youth (often known as gay-straight alliances or genders and sexualities alliances) that create a safe space for students to socialize, support each other, and connect with supportive school staff; and
- Providing parents and families with resources that support positive parenting practices such as open, honest communication and parental supervision.

School districts that received funding and more thoroughly implemented school-connectedness activities in middle schools and high schools saw significant declines in high-risk substance use, mental health issues, and suicide among students.<sup>251</sup>

## WHERE IT'S WORKING

**Reintegration and support programs for those leaving correctional facilities**—including help transitioning to community-based treatment and recovery support, family counseling, and job training—will increase the likelihood of a positive reentry to the family and will reestablish systems of connectedness and social support. **The Boston Reentry Initiative** targets high-risk, male, adolescent and young adult offenders and involves a case

manager/mentor working with the offender prior to and during release (to develop a detailed reentry plan, reach out to the offender's family to ensure housing and familial accountability are established, and make sure each offender is receiving all government benefits he is eligible for) as well as 12 to 18 months post-release to help them meet the education, treatment, family, and other goals of their reentry plan.

# SOCIAL MEDIA & CONNECTION

Social media has become the dominant social environment for adolescents—and may act as both a risk and protective factor. In terms of risk, 34 percent of high schoolers are cyberbullied, and 80 percent of students who are cyberbullied are also bullied at school.<sup>252</sup> Students who experience bullying and cyberbullying have lower self-esteem, depression, anxiety, family problems, academic difficulties, delinquency, school violence, and suicidal thoughts and attempts.<sup>253</sup> The around-the-clock availability of harmful posts, the global audience,<sup>254,255</sup> and the anonymity of perpetrators<sup>256</sup> all intensify victimization.

Online social comparison also escalates adolescent depression. Teen users of social media, especially those who follow strangers, are exposed to images of others' idealized lifestyles. They tend to believe that others lead better lives. As a result, they may develop low self-image and become depressed.<sup>257</sup> Recent data also suggest that teens and young adults with depressive symptoms are more likely to have certain negative experiences on social media, including feeling like others are doing better than they are, feeling left out, and getting negative comments.<sup>258</sup> Social media platforms further exacerbate suicidal tendencies by bringing at-risk individuals together through chat rooms and forums. Their interactions can enhance suicidal ideation and promote suicide pacts.<sup>259</sup>

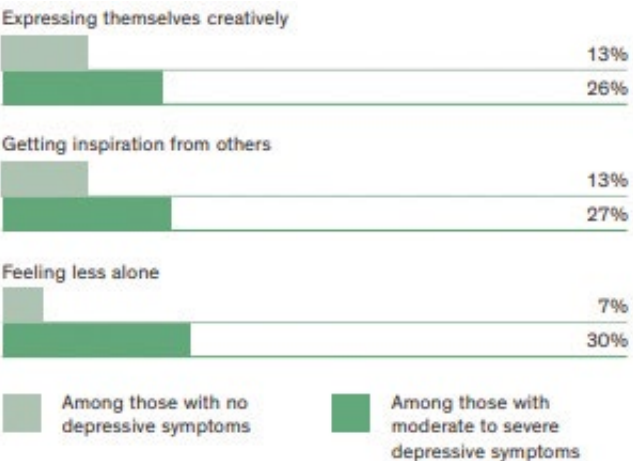
On the other hand, social media enables teens to find peer support that would otherwise not be available. This appears to be even more

salient for youth with depressive symptoms, who are more likely than those without such symptoms to say that social media is very important to them for feeling less alone, getting inspiration from others, and expressing themselves creatively (see Figure 18).<sup>260</sup>

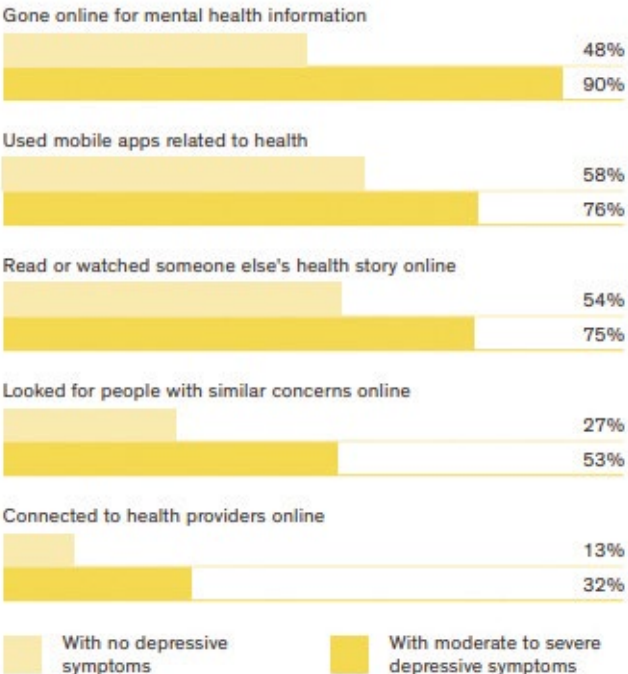
In addition to serving as a source of positive and negative interactions with peers, social media is a source of both helpful and unhelpful or inaccurate health information. Research suggests social media has further popularized substance use. Alcohol and tobacco companies are using profiles created by platforms to directly advertise to youth.<sup>262</sup> Some companies avoid regulations by tapping digital influencers (i.e., social media users with large reach and established credibility in a specific topic area) in promotions that can easily go viral,<sup>263</sup> and thus significantly influence adolescents.

On the other hand, the vast majority of 14- to 22-year-olds (87 percent) have gone online to access accurate health information, and youth with depressive symptoms are even more likely to use digital tools to learn about and help address their problems (see Figure 19).<sup>264</sup>

**Figure 18: Percent of 14- to 22-year-old social media users who say social media is “very” important to them (Hopelab and Well Being Trust)<sup>261</sup>**



**Figure 19: Reported use of online health resources, by depressive symptoms for 14- to 22-year-olds (Hopelab and Well Being Trust)<sup>265</sup>**





## ENGAGING YOUTH VOICE

Without authentic youth engagement in the planning and evaluation of programs, resources are often ineffectively allocated and can alienate the intended audience.<sup>266,267</sup> Youth can provide firsthand accounts of a program's effectiveness and uptake among their peers and provide vital ethnically and culturally informed perspectives.<sup>268</sup> Incorporating youth perspective can also ensure that youth programs use relevant messaging, outreach, and data-gathering techniques.<sup>269</sup>

**Youth engagement is a protective factor against suicide ideation and suicide risk and is linked to lower rates of depressed moods.**<sup>270,271,272</sup> Youth engagement promotes resilience by building on young people's energy, enthusiasm, and creativity.<sup>273,274</sup> Youth who are civically engaged have increased self-esteem and are much less likely to engage in risky behaviors.<sup>275</sup>



### WHAT WORKS

Authentic and meaningful youth engagement boosts protective factors. Schools and other youth-serving systems should adopt a positive youth-development approach that includes strategies like infusing character education throughout the day, elevating and empowering youth voice, and enhancing youth participation in decision-making.

**Youth-Led Participatory Action Research (YPAR)** is a program that

trains youth to conduct systematic research to improve the structures and institutions intended to serve them. Initiatives like YPAR have a demonstrated effect on promoting adolescent protective factors.<sup>276</sup> Students who participate in YPAR have increased social networks, self-confidence, and self-esteem, as well as improved self-respect, community awareness, and self-efficacy.<sup>277,278,279,280</sup>

## YOUTH VOICES



**Maelah Robinson-Castillo** is a senior at Centennial High School in Pueblo, Colorado. She is active in

many youth-engagement projects, including the Youth Partnership for Health Advisory Board, the Rise Above Colorado Teen Action Council and the Youth Engagement Strategies and Support Initiative.

“Teen voices are powerful, and they do matter,” Maelah says. She advises adults not to make assumptions about who teens are or what they need. Instead communities should create opportunities to make youth voices heard. She advises communities to create environments in which students feel that they can have “equal relationships with school and community officials and opportunities to share their opinions.”

Maelah worries about the social pressures on her peer group and if most teens can manage them. “Many kids don’t know how to care for themselves,” she says, “how to love who they are.” She cautions adults to realize that the social pressures on teenagers today are very different than those that existed in the 1980s and 1990s. The advent and saturation of social media is a big part of that difference, and it has both good and bad effects, according to Maelah. Interacting with friends on social media has in many instances replaced interacting with people face to face. That is good in some ways, bad in others, Maelah says.

Maelah has the following advice for anyone designing a program to help young people stay on a positive pathway and away from alcohol and drugs:

- Start early—younger kids copy what older kids are doing. Anti-vaping messaging for example should start in elementary school.
- Communicate to kids that it is okay to talk about their emotions, particularly difficult emotions. Teens need help identifying and coping with their feelings.
- Use positive messaging instead of scare tactics. Tell stories of people who struggled with substance misuse but overcame it. If kids see themselves in these stories, they will be more effective. Make sure the stories are recent and about other teenagers.
- Create opportunities for students to strive for future opportunities, like college-bound programs and scholarship opportunities.

Maelah says that while she encourages her peers to talk to adults, “adults also need to know how to create good connections with the kids in their lives.”

If Maelah were given an opportunity to create a program in her community to help kids build resilience and avoid alcohol and drug misuse, she would be sure to have youth input into program planning; train teachers to help kids avoid the pitfalls of substance misuse; create youth activities, recovery centers, and other resources to help kids stay on track; and establish buddy systems within schools—like juniors and seniors who mentor freshman and sophomores.

## YOUTH VOICES



**Isaiah Mays** is a senior at Washington Latin Public Charter School in Washington, D.C. He is a community

activist, and he has performed in dance, theater, and chorus. He also competes on his school's cross-country and wrestling teams and excels at math and science. He plans on studying biomedical engineering and dance in college.

Isaiah believes that many in his peer group have trouble finding people to talk to and often turn to social media to express their feelings but “tend to sugar coat what they are actually experiencing” when on social channels.

He's thankful for his supportive family and says that conversations about how you are feeling “should begin at home.” “Comfort starts at home,” he says, but school is also a place to reach lots of kids. Acting has been an important outlet for Isaiah: “My theater work has allowed me to feel freer and more confident.”

He has seen the problems of alcohol and drug use entangle his own friends and acquaintances, including one close friend. “I think they were trying to fill something that was missing from their lives,” he says. He believes that society glamorizes drug and alcohol use and that some kids use substances to feel better about themselves or to be popular.

Isaiah believes that data and facts about substance misuse won't influence kids. He thinks showing the impact of substance use disorders through personal stories would be the most powerful way to influence his peers. “It's easier for me to relate to a personal story than facts and figures,” he says. He also advises youth programs to use social media, particularly video, to deliver their messages: “Use video to tell stories about the impact that drugs can have on a person's life.”

Finally, he says, program directors should “keep talking to kids.” Programs need their input if they are going to work.



**James Aidala** is a senior at Forest Hills Central High School in Grand Rapids, Michigan. He is active in debate;

Model United Nations; the Forensics, Robotics and Science Olympiad; and the Mounds Rock and Mineral Club. He is also a member of the school band and started a political discussion club called PACE. After high school, James hopes to go to college to double major in geology and political science.

James believes the pressures that can lead to mental health issues

affect everyone to differing degrees. He thinks that school pressures create anxiety for many of his peers. Those pressures and anxieties come from a mix of both internal and external factors. He sees some students who put a lot of pressure on themselves to succeed, maybe too much. “Pressure never makes anything better,” he says.

When his peers are feeling pressured by school, he thinks it's helpful to talk to friends. “Just talking to each other helps,” he says. He also thinks that counseling is a good idea for anyone who needs it.

James recognizes the ways in which a positive school environment can help students, especially students whose home situations might be difficult. “My school does a good job with that,” he says.

James has mixed feelings about social media platforms. On the one hand, he says, they are a good way for people to stay in touch. But he also worries that because social media posts typically only show your friends and peers having fun and being happy, they might project a false impression of what your life should be: “Is social media suggesting that we all should be happy and having fun all the time? Is that realistic?”

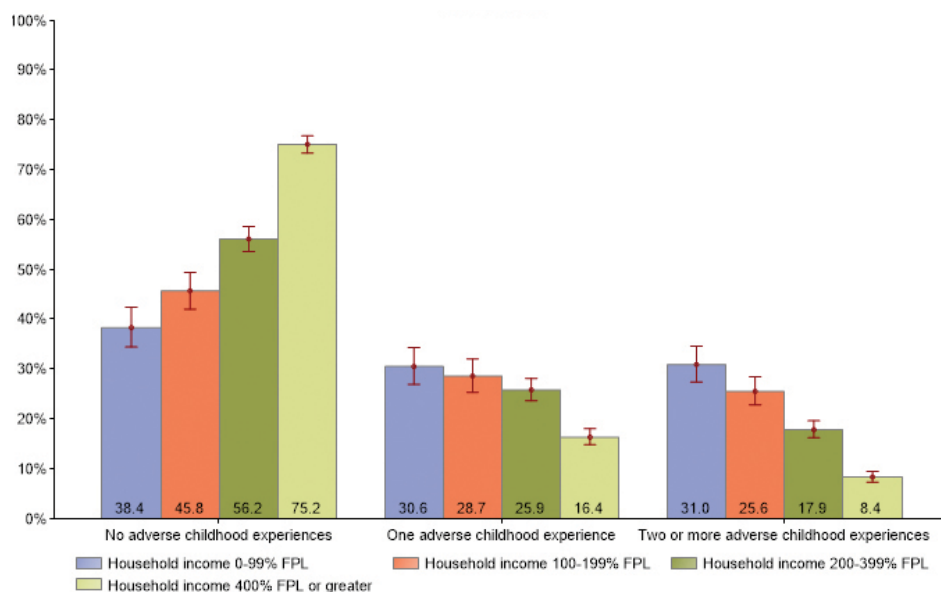
## ADDRESSING AND REDUCING TRAUMA, ADVERSE CHILDHOOD EXPERIENCES, AND DISCRIMINATION

Some adolescents enter this critical development period with a history of trauma or adverse childhood experiences (ACEs) that directly impact their risk for negative health outcomes. About half of teens ages 12 to 17 have experienced at least one ACE and about a quarter have experienced two or more ACEs.<sup>281</sup> ACEs include abuse (emotional, physical, or sexual), household dysfunction (intimate partner violence, household substance misuse or mental illness, parental separation or divorce, or incarcerated household member), and neglect (emotional or physical), as well as other adversities and traumas, such as homelessness, bullying, discrimination, income insecurity, and unsafe neighborhoods.<sup>282</sup>

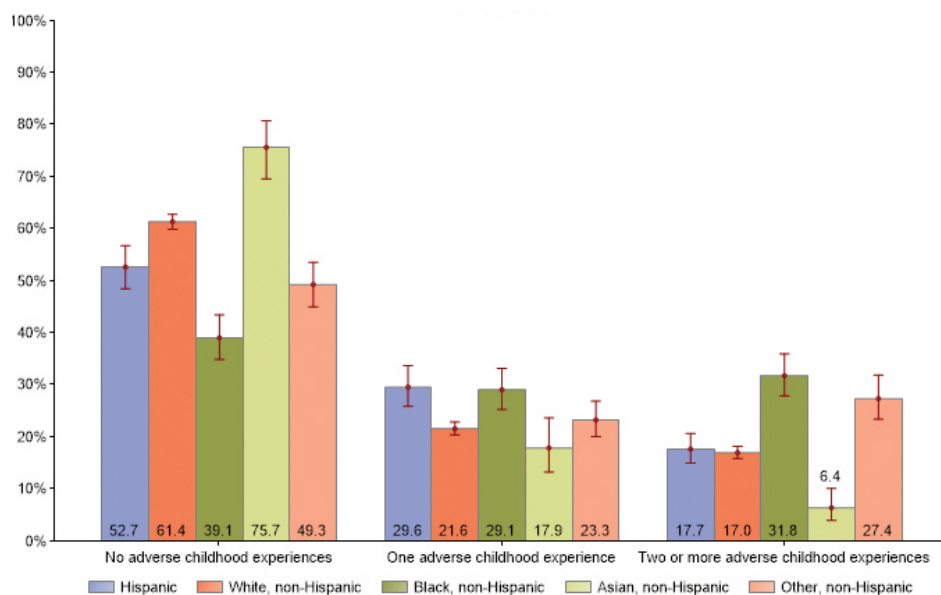
ACEs differ greatly by race/ethnicity and income. Children in lower-income households are more likely to experience a greater number of ACEs (see Figure 20) and 32 percent of Black non-Hispanic children have experienced two or more ACEs compared with 18 percent of Hispanic children, 17 percent of White non-Hispanic children, and 6 percent of Asian non-Hispanic children (see Figure 21).<sup>283</sup>

**Youth who experience more ACEs or trauma are at increased risk for substance misuse and suicide.** ACEs have been shown to increase the likelihood of binge drinking, smoking, and using opioids.<sup>286,287,288,289</sup> In addition, the intensity and number of ACEs increase the likelihood of substance misuse, including initiating substance misuse earlier in life.<sup>290,291,292</sup> Adolescents with ACEs are three times as likely to become

**Figure 20: ACEs among children ages 0 to 17 years, by household income**  
(National Survey of Children's Health, 2017)<sup>284</sup>



**Figure 21: ACEs among children ages 0 to 17, by race/ethnicity**  
(National Survey of Children's Health, 2017)<sup>285</sup>



depressed or suicidal as those without ACEs, and in one study, 9th-graders with multiple ACEs were 22 times more likely—and 11th-graders 15 times more likely—to attempt suicide than their peers with no ACEs.<sup>293,294</sup>

The ACE created by parental substance misuse, in particular, increases the risk that children will misuse substances, often providing greater exposure and access to substances and leading to multigenerational cycles of substance misuse.<sup>295,296,297</sup>

**Youth with a history of trauma are also often more impulsive and more willing to take risks.**<sup>298</sup> They tend to have poor mood regulation, are more socially disconnected, and have weakened responses to stress.<sup>299</sup> These emotional impacts increase the likelihood of depression and suicide and lower responsiveness to treatments, which in turn increases the likelihood of recurrences.<sup>300,301</sup> Weakened stress-coping abilities<sup>302,303</sup> often drive teens to turn to substance use as a coping mechanism.<sup>304</sup>

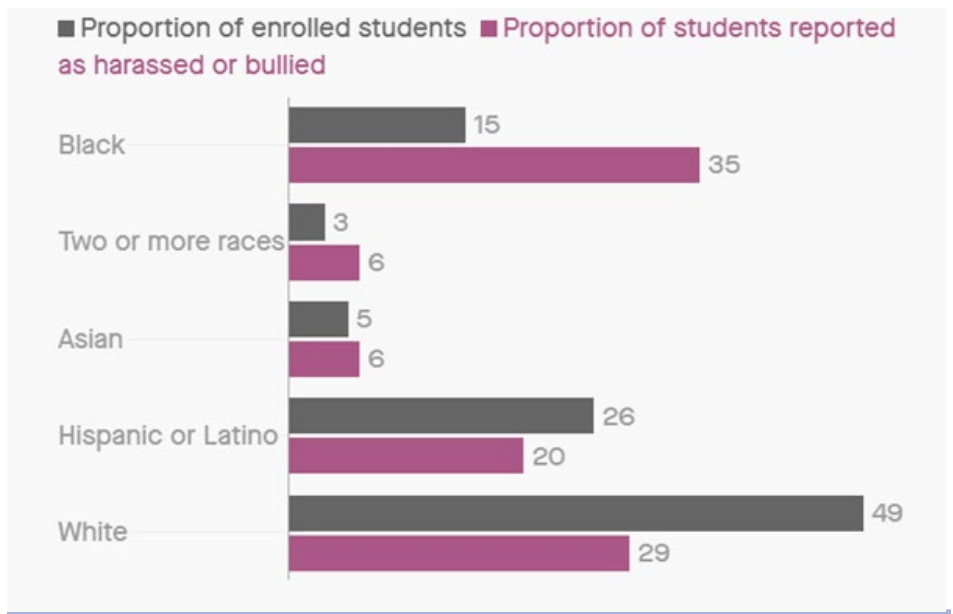
**Experiences of trauma or ACEs correlate to other adolescent outcomes.** Juvenile offenders are four times more likely to have experienced four or more ACEs than their peers; and youth at low-risk for juvenile criminal offenses are over 35 times more likely to report zero ACEs than those youth at high-risk.<sup>305</sup> Students with three or more ACEs are at increased risk for poor educational outcomes, including performing below grade level, being suspended and/or expelled, being labeled as needing special education, having poor attendance, and failing to graduate from high school.<sup>306,307</sup>

**Racism, homophobia, and other forms of discrimination contribute to an increased risk for substance misuse and suicide among adolescents.** Institutional racism in the United States—including the legacy of slavery, residential schools (for American Indian children), reservations, segregation, and internment camps—have long-term impacts on the employment, wealth, housing, education, and health of different racial/ethnic groups.<sup>308</sup> Systematic practices such as racial profiling by security and law enforcement workers and barriers to employment based on race also contribute to disparities in health and other outcomes.<sup>309</sup> The negative impacts are felt across generations and can increase the risk for substance misuse and suicide among minority youth through a number of pathways, including poorer social and environmental conditions and limited opportunities in the future.

Interpersonal bias and discrimination also put these adolescents at higher risk. Adolescents who experience discrimination are more likely to adopt avoidant coping strategies, such as substance misuse, to cope with the chronic stress created by discrimination.<sup>310</sup> Black students are disproportionately harassed or bullied compared with those of other racial backgrounds (see Figure 22).<sup>311</sup> Adolescents who report feeling discriminated against due to their race are at higher risk for heavy alcohol use, prescription drug misuse, and other illicit drug use, as well as increased risk of depression.<sup>312,313,314</sup> Stereotyping based on ethnicity has been linked to increased stress and poorer mental health among adolescents, particularly in school settings.<sup>315</sup>



**Figure 22: Proportion of students harassed or bullied, by race, 2015-2016**  
 (U.S. Department of Education, Office for Civil Rights, Civil Rights Data Collection)<sup>316</sup>



Bias and discrimination based on sexual or gender identity have also been associated with increased risk for substance misuse, suicide, victimization, and poor mental health among LGBT youth.<sup>317,318,319</sup> Compared with their heterosexual peers, LGBT high schoolers are significantly more likely to report being bullied at school (34 percent versus 19 percent) or online (28 percent versus 14 percent).<sup>320</sup>

**Through a variety of mechanisms, poverty restricts opportunities for adolescents and contributes to increased risk for substance misuse and depression.** Living in areas of concentrated poverty increases the likelihood of experiencing ACEs or trauma and is

linked to negative academic, social, and behavioral problems.<sup>321</sup> Adolescents who experienced poverty in both childhood and adolescence are also more likely to miss and/or drop out of school and are less likely to receive preventive health care.<sup>322</sup> Intergenerational poverty can further limit access to equal opportunities for success—communities with high numbers of members experiencing intergenerational poverty often suffer from inadequate access to licensed child-care centers, limited employment among parents, and a greater percentage of children growing up in single-parent households, which often have fewer financial and other resources.<sup>323</sup>

## WHAT WORKS

Adversity can stem from inequities in structures and policies rooted within each youth-serving sector; therefore, policy changes within a single sector alone will not address these inequities. While systemic and structural changes are necessary for eliminating disparities, these types of change take time to create results, making it imperative to simultaneously implement strategies that mitigate the negative impacts of existing inequities.

**Enhancing parental engagement in child-serving systems and providing parents and families information about best parenting practices** are effective strategies that studies show mitigate the negative effects of childhood trauma.<sup>324</sup>

**Professional training for educators, health care workers, and other child-serving professionals** can help prevent and improve responses to trauma, mental and behavioral health issues, bullying, and violence.<sup>325</sup> Professional development that reflects the complexity and sensitivity of trauma can contribute to the creation of a trauma-informed and trauma-responsive school climate. The shift to a trauma-informed system in a school setting can increase student engagement and attendance and decrease disciplinary office referrals, physical aggression, and suspension.<sup>326</sup> The trauma-informed approach is not a series of programs or trainings, but a systemic approach that must be embraced by every aspect of a school's operations and reflected in all staff-student interactions.

**Developing cultural competence and responsiveness** is also key to building individual and community resiliency. Cultural competencies are a set of behaviors, attitudes, and policies that enable educators, health care workers, and others who work in youth-serving settings to increase their awareness and sensitivity to issues of privilege, implicit bias, and micro-aggressions. For example, culturally competent schools help educators engage students and families by creating conditions where they feel a sense of belonging, support, respect, and safety.<sup>327</sup> Culturally competent teachers can apply their knowledge of diverse students to shift their instructional strategies to be more engaging and participatory, and they can use students' own cultural knowledge to engage them around new concepts, thus enabling them to make cultural connections and master new information.<sup>328</sup> Such approaches can address the social and emotional and learning needs of culturally and linguistically diverse students by creating learning environments where students feel emotionally and intellectually safe and supported.<sup>329</sup>

The Every Student Succeeds Act, Title IV, Part A, Student Support and Academic Enrichment Grants support trauma-informed approaches. Every Student Succeeds Act Title II funds can also support culturally responsive and trauma-informed concepts and competencies for school- and district-wide professional-development programs.<sup>330</sup>

## WHAT WORKS

**Project AWARE (Advancing Wellness and Resiliency in Education)** is a grant program at the Substance Abuse and Mental Health Services Administration (SAMHSA) that funds state education agencies to work in partnership with state mental health agencies to:

- Increase awareness of mental health issues among school-age youth;
- Train school personnel to detect and respond to mental health issues (e.g., mental health first-aid training); and
- Connect school-age youth and their families to needed services.

Operated by the National Council for Behavioral Health and the Missouri Department of Mental Health, **Youth Mental Health First Aid** is a program designed to equip adults with specific skills to help adolescents experiencing a mental or behavioral health challenge or crisis.<sup>334</sup> The program has been shown to increase knowledge of youth emotional distress and to increase confidence in assisting youth in crisis.<sup>335</sup> Many state and local school districts offer this training to adults working with youth via Project AWARE, state education agency grants, and mental health awareness training grants, provided by SAMHSA.

## WHERE IT'S WORKING

**Broughal Middle School in Bethlehem, Pennsylvania**, has experienced a school-wide cultural transformation and improved student outcomes by adopting a trauma-informed approach and creating a safe learning environment. The local United Way offered trauma training for school staff, explaining that when a student is in survival mode due to stressors, his or her brain is not ready to learn. Staff implemented peace corners (a place in the classrooms where students can regulate their physical and emotional state); they screen for ACEs; they routinely ask students to assess their mental health and share their own self-assessments; there is a classroom dedicated to mindfulness; and the staff are committed to being stable, caring adult figures in their students' lives. Two years after implementing this approach, the average student grade-point average rose from 2.17 to 2.51 and out-of-school suspensions dropped by nearly 17 percent.<sup>331</sup>

**Second Chance program in Clayton, Georgia**, provides alternatives to sentencing for youth convicted of serious offenses. Upon completion of the program, and provided they go two years without any more incidents, the state expunges the felony from the youth's record. Compared with a 36 percent chance of a child sent to prison returning to prison in Georgia,<sup>332</sup> the recidivism rate for Second Chance is just 7 percent.<sup>333</sup> Second Chance is a two-year program in which young offenders and their families work with judges, probation officers, and counselors to identify the problems that led to their crimes. Clinicians and social workers visit the youth's home to better understand the family. During the first six months, the youth is on house arrest and only allowed to go to school and work. The youth receive drug testing. They participate in role-playing workshops, classes, and other approaches to help change their thinking. In the second phase, the youth attend a weekly class to focus on school, getting a job, and gaining other life skills. Parents also attend the classes. In the third phase, the participants have more freedom as they finish their time on probation.

## SUPPORTING THE COMPREHENSIVE NEEDS OF STUDENTS AND FAMILIES

Students have a wide range of physical, social, and emotional needs that schools can help address. Nationwide, 18 percent of children live in poverty, 34 percent live in single-parent families, 31 percent live in households with a

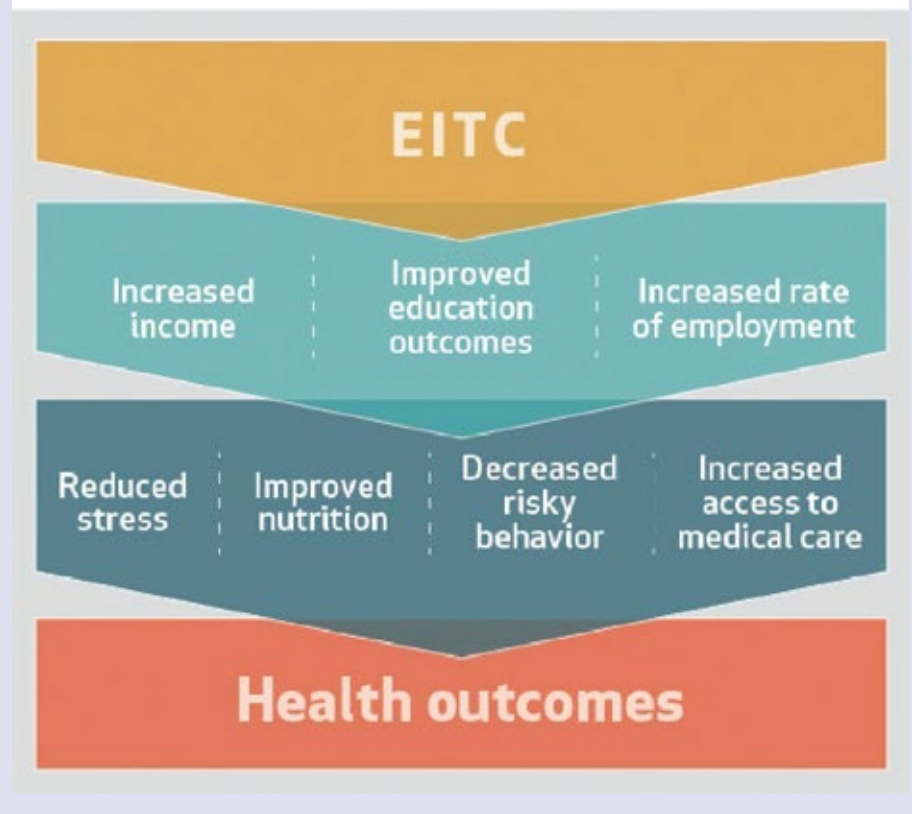
high housing cost burden,<sup>336</sup> and 18 percent live in households that are food insecure.<sup>337</sup> But navigating the tangle of needed programs, services, agencies, and funding streams to address these needs is highly challenging.

### WHAT WORKS

**Supporting the basic needs of families** through programs and policies like the Earned Income Tax Credit (as depicted in Figure 23), food assistance (such as the Supplemental Nutrition Assistance Program), and housing subsidies help bolster families' incomes to afford

basic needs and have been shown to keep children out of poverty, help them achieve in school, and increase their earning power in their adult years—all of which reduces risk for substance misuse and suicide.<sup>338,339</sup>

**Figure 23: Earned Income Tax Credit effects on health outcomes<sup>340</sup>**



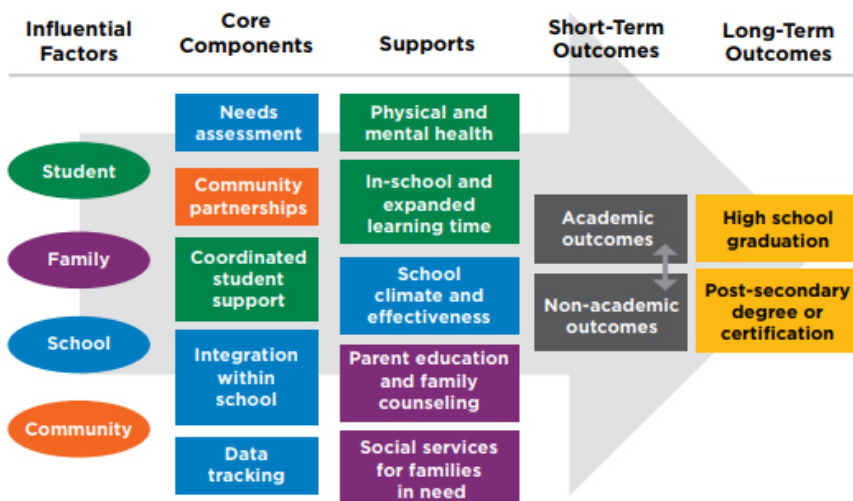
## WHAT WORKS

**Providing integrated supports for students** can weave together the disjointed and siloed resources needed to get adolescents the services and supports they need to optimize their health and academic success.<sup>341</sup> Integrated student support systems help schools deliver coordinated, school-based supports to help students succeed academically by investing in someone to coordinate individual student needs, both at school and beyond. The coordinator may be a school counselor, or there may be a teacher team that together coordinates supports. The coordinator connects the student and by extension the family with supports like secure housing, medical and mental health care, food assistance, and tutoring.<sup>342</sup> The coordinator operates within a larger system that includes a needs and strengths assessment, community partnerships, integration within the school, and data tracking (see Figure 24). Examples of effective integrated support programs include Community Schools, which co-locate

service providers in schools, or the Harlem Children's Zone, which concentrates an array of resources in a defined neighborhood.<sup>343</sup> Other effective programs, like Communities in Schools and Cities Connect, support staff to coordinate the resources that students need.<sup>344</sup>

There is evidence that students who receive integrated supports improve their attendance, effort, and engagement; have higher academic achievement; are less likely to drop out; and have better social and emotional outcomes.<sup>346</sup> Teachers in schools with integrated student supports say they are more available to focus on instruction and have more empathy for their students.<sup>347</sup> And schools with integrated supports show improving culture and climate. Return-on-investment studies project a return of \$3 to \$14 for every dollar invested in integrated support programs.<sup>348</sup> The Every Student Succeeds Act<sup>349</sup> encourages implementation of integrated students supports.

**Figure 24: Logic model of the five core components of integrated student support<sup>345</sup>**





## WHAT WORKS

**Communities in Schools (CIS)** is a collaborative model for connecting families and students with targeted supports within their community. A full-time site coordinator in the school identifies individual and school-wide barriers to student success and then creates the necessary partnerships with local community agencies, businesses, and service organizations to address those needs. CIS reduces dropout rates, improves academic achievement, increases attendance, and improves behavior among participating students.<sup>350</sup>

**Striving to Reduce Youth Violence Everywhere (STRYVE)** is a national initiative led by the Division of Violence Prevention at CDC's National Center for Injury Prevention and Control. STRYVE helps public health departments implement multi-sector, prevention-oriented approaches to reduce youth violence.<sup>353</sup> Health departments develop comprehensive strategies to reduce violence and work with other sectors to implement evidence-based programs that:

- Strengthen the capacity of youth to prevent violence by building their skills and capacities and engaging them in positive youth-development programs to foster protective factors (e.g., healthy connections, confidence, competence, and contributions to the community);
- Build and maintain positive relationships between youth and the adults in their lives (parents, caregivers, teachers, and others) by strengthening the skills of the adults to better communicate, set and enforce rules, and monitor the child's activities and relationships; by providing professional development to teachers about effective classroom management practices, conflict resolution, and positive connections with children from

diverse backgrounds; and by mentoring programs and activities that help youth build relationships with pro-social peers, rather than peers who have a negative influence;

- Promote economic opportunities and infrastructure in communities by, for example, developing business improvement districts, providing job skill training, or offering incentives for businesses to draw upon the local workforce;
- Promote connections among community members and organizations by creating regular and meaningful opportunities for all residents to interact;
- Promote community and school physical environments that promote safety and connectedness by addressing environmental factors such as lighting, availability of green space, and repair and upkeep of schools;
- Strengthen community policies that promote health and safety, such as policies that reduce the density of alcohol outlets;
- Foster social connectedness and a positive learning and working environment in schools;
- Promote societal norms about the unacceptability of youth violence by promoting a positive portrayal of youth as responsible members of society in the media and minimizing youth exposure to violence in media; and
- Address the social, economic, and structural conditions that affect youth violence and lead to health inequity by, for example, supporting mental health supports for young people and families or changing housing policy to deconcentrate poverty.

## WHERE IT'S WORKING

At **Chaparral High School in Southern Nevada**, the CIS program has helped a student population that faces barriers such as transiency, homelessness, and gang activity. The CIS initiative has led to a clothing closet, housing assistance, self-esteem classes, and provision of food, school supplies, and eye and dental care. These supports matter: Graduation rates have increased from 34 percent to 80 percent over four years.<sup>351</sup>

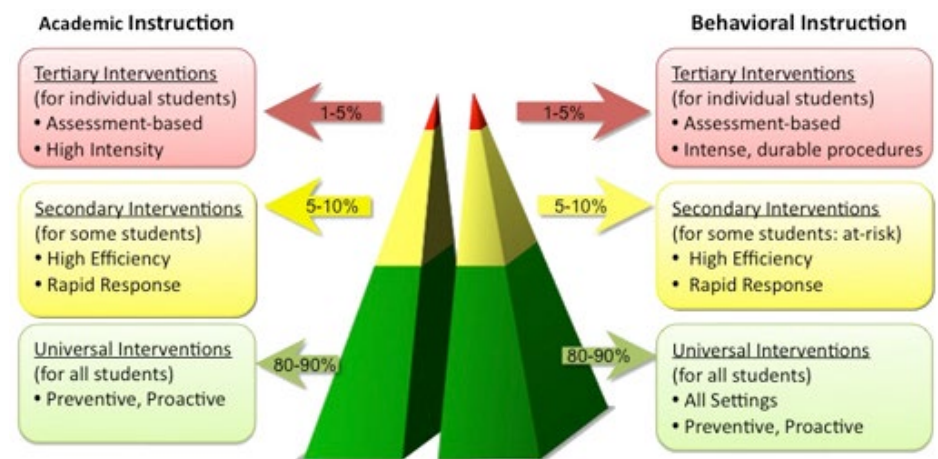
In **Renton, Washington**, CIS provides case management for students, and since 1995, Renton has also run the CIS of Renton Mentor Program for students identified at high-risk for dropping out. In 2018, 94 percent of Renton CIS parents/caregivers reported an increase in their ability to help their child succeed and an increase in their connection to the school. What's more, 90 percent of students reported that their sense of belonging at school increased.<sup>352</sup>

## MENTAL AND BEHAVIORAL HEALTH SERVICES AND SUPPORTS

Mental and behavioral health services and supports are key to reducing adolescent substance misuse and suicide—particularly those that embrace a multi-tiered systems of support (MTSS) approach.<sup>354</sup> The MTSS approach ties together the various promotion, prevention, and treatment services and supports into a single framework for addressing mental and behavioral health, and helps facilitate connections between schools and communities. The MTSS approach encompasses three tiers: (1) universal services and supports that are provided to all students, including social-emotional learning, positive behavior supports, and screenings; (2) targeted services and supports that are provided to some students, such as group or individually delivered evidence-based interventions; and (3) intensive services and supports that are provided to a few students, such as crisis intervention or therapy, which are often linked to outside community providers (see Figure 25). The MTSS model includes elements that span the promotion, prevention, and treatment spectrum, including mental health curricula in schools, classroom management strategies, early screening, suicide prevention programs, on-site behavioral health services, tele-behavioral health consultations, and strategies that connect youth and families with community services.

Many adolescents only have limited access to quality mental health services and supports that span health promotion to treatment; this can create inequities. Only 41.5 percent of adolescents who experienced depression in 2017 received treatment.<sup>356</sup> And

**Figure 25: MTSS in both academic and behavioral instruction<sup>355</sup>**



among those with a co-occurring major depressive episode and substance use disorder, only 5.9 percent received both mental health care and specialty substance use treatment, and 56.8 percent received only mental health care.<sup>357</sup> Disparities persist in access to behavioral health care. **Male adolescents, youth of color, uninsured adolescents, and adolescents living in rural areas are less likely to receive mental health services across settings.**<sup>358,359</sup> Racial/ethnic disparities in mental health care access have worsened over time for Blacks and Hispanics.<sup>360</sup> Within educational settings, older adolescents (16 to 17 years old) are less likely to receive services than younger adolescents.<sup>361</sup> Black adolescents report receiving less substance use specialty care than White adolescents, and both Black and Latino adolescents report receiving less informal substance use care than White adolescents.<sup>362</sup>

As a result of poor access to mental health services, more youth are seeking mental health care at emergency departments, with mental-health-related visits up 54 percent among adolescents between 2011 and 2015.<sup>363</sup> Additionally, emergency room visits for children ages 5 to 18 for suicide attempts or suicidal thoughts have doubled since 2007, reaching over 1 million visits in 2015.<sup>364</sup>

As many as 79 percent of school-age youth have unmet mental health needs.<sup>365</sup> **However, lack of infrastructure to increase Medicaid services in schools and the inadequate size of the mental health workforce contribute to the majority of schools being unable to meet the mental and behavioral health needs of their students.** Less than 3 percent of schools nationwide meet the professional recommendation for social-worker-to-student ratio.<sup>366</sup>

## Increasing Medicaid services in schools is a key opportunity to address behavioral and mental health needs.

Medicaid remains a predominant insurer for school-age children, with four in 10 school-age children (6 to 18 years old) insured by Medicaid in 2016. Among low-income, school-age children, rates are nearly double, with eight in 10 children covered by Medicaid.<sup>367</sup> Studies link Medicaid coverage in childhood to positive health and education outcomes, including reductions in dropout rates, improvements in reading scores, and lower blood pressure, mortality, and hospitalization rates in adulthood.<sup>368,369</sup>

Schools serve as a key site for delivering Medicaid services—including mental health screenings and treatment covered by the Early and Periodic Screening, Diagnostic and Treatment benefit. **An estimated 70 percent of students receiving mental health services access the services via their school.**<sup>370</sup> **Since 79 percent of school-age youth have unmet mental health**



**needs, providing Medicaid mental health services in schools is a critical opportunity to improve access to care.**

Medicaid is a critical funding source, supporting service delivery in schools. In fiscal year 2016, Medicaid spending

in schools—including school-based services and Medicaid-related administrative services—topped \$4.5 billion.<sup>371</sup> Importantly, Medicaid reimbursement often supports the salaries of school-employed providers

## WHAT WORKS

### **Schools are the perfect hub for screening and delivery of mental and behavioral health services under an MTSS framework.**

Providing screenings and services in schools could dramatically improve adolescent health by expanding access to care—it can also improve academic achievement. Studies show that school mental health programs lead to decreases in school discipline referrals and improvements in academic test scores.<sup>383</sup>

Studies also show increasing access to mental health supports in schools can decrease absenteeism by as much as 50 percent among adolescents;<sup>384</sup> and researchers link chronic absenteeism, defined as missing school more than 15 days a year, to poor mental health.<sup>385</sup> Furthermore, there are disparities in rates of chronic absenteeism. One analysis showed that 4 percent of Hispanic English-language learners (ELL), 24 percent of Native American students, and 23 percent of African American students

missed three or more days of school in the last month, compared with only 9 percent of Asian non-ELL students, 18 percent of White students, and 19 percent of Hispanic non-ELL students.<sup>386</sup> Increasing access to MTSS in schools can help reduce inequities in mental health and promote mental health for all students.

Poor academic achievement is associated with substance misuse and suicide. Adolescents with the lowest grades (mostly D/F's) are more likely to also have risk factors for poor mental health, suicide, high-risk substance use, violence victimization, and/or risky sexual behaviors.<sup>387</sup> And depressed adolescents are more likely to experience lower academic achievement.<sup>388</sup> The MTSS model, which promotes academic supports for students who need them, can improve the chances of student academic success, which serves as a protective factor for adolescent substance use and suicide.



who offer important mental and behavioral health services to not only Medicaid-eligible students, but all students in a school.

There are several models for delivering health services in schools. Schools can partner with outside Medicaid providers—such as school-based health centers, federally qualified health centers, local health departments, or hospitals—to deliver services to Medicaid-eligible students. These models may include on-site or linked services, or nontraditional models such as telemedicine and mobile vans. Schools can also seek Medicaid reimbursement directly for services provided by school-employed providers—such as school nurses, school psychologists, school social workers, or physical therapists.

For decades, schools have been receiving Medicaid funding for services provided to students as required under the Individuals with Disabilities Education Act (IDEA), yet schools have only recently

begun seeking Medicaid reimbursement for non-IDEA students. In 2014, the Centers for Medicare and Medicaid Services issued a state Medicaid director letter reversing the long-standing free care policy.<sup>372</sup> This change allows states more flexibility in their school-based Medicaid programs by allowing billing for Medicaid services delivered to all Medicaid-enrolled children, not just those with a special education plan documented by an individualized education program. At least 14 states have taken steps to expand Medicaid services to all eligible students.<sup>373</sup>

Increasing behavioral health staffing ratios in schools and child welfare settings can improve access to a full range of services, including school-community partnerships. Other key community venues (such as youth-serving organizations and faith communities) can also serve as critical sites for implementing MTSS for students—providing health-promoting activities and environments, screening, and targeted service delivery.

### **Early identification and intervention for mental or behavioral health issues across youth-serving sectors is critical.**

Screening, brief intervention, and referral to treatment (SBIRT) is an evidence-based practice that hospitals, workplaces, schools, and other settings can use to identify, reduce, and prevent substance misuse by systematically screening and assisting those whose drinking or drug use might get in the way of successfully dealing with health, school, or family issues. Investing in SBIRT results in savings between \$3.81 and \$5.60 for every dollar spent.<sup>374,375</sup>

Finally, individuals experiencing mental health concerns, including suicidal thoughts, can access free and confidential counseling via telephone, online, and text-based crisis lines. Crisis counselors provide emotional support, assess suicide risk, and refer callers to resources that include counseling, social services, and emergency services. Research suggests crisis lines can reduce suicide risk and depressive symptoms among callers.<sup>376</sup>

## **PROMOTING FAMILY-CENTERED MODELS**

Family-centered treatment improves outcomes for both women and children<sup>377</sup> and is recognized as the most effective intervention for youth with substance use disorders.<sup>378,379,380</sup>

Research also demonstrates that family interventions impact other key outcomes, such as academic outcomes and peer relations.<sup>381</sup> Yet family interventions have not yet been well integrated into clinical practice and are not broadly adopted by community agencies.<sup>382</sup>



## WHAT WORKS

Researchers at **Kaiser Permanente Northern California**'s Division of Research found that adolescents with access to SBIRT were less likely to have mental health or chronic medical conditions after one year compared with adolescents who did not have access to SBIRT. Adolescents with access to SBIRT services delivered by pediatricians or behavioral health clinicians in a primary care setting had fewer psychiatry visits over one year and fewer again after three years; they also had fewer total outpatient visits at three years, leading to lower costs and utilization of health care.<sup>389</sup>

Through the **Garrett Lee Smith Memorial Suicide Prevention Program (GLS)**, SAMHSA supports states and tribes that implement youth suicide prevention and early intervention strategies in schools and other educational institutions, juvenile justice and foster care systems, mental health programs, and other child and youth-serving organizations. Activities supported include awareness programs, screenings, gatekeeper trainings, improved community partnerships, and linkages to services, programs for suicide survivors, and crisis

hotlines.<sup>390</sup> Research has indicated that counties implementing GLS program activities have lower youth suicide attempts and lower suicide mortality rates than similar counties that did not implement these activities.<sup>391,392</sup> One study concluded that more than 79,000 suicide attempts among 16- to 23-year-olds may have been averted between 2008 and 2011 following implementation of the GLS program.<sup>393</sup>

The **Zero Suicide Initiative** is a comprehensive approach to improving depression care in health systems that integrate suicide prevention into primary and behavioral health care. Primary care doctors screen every patient during every visit with two questions about how often they have felt down or how little pleasure in doing things they have, plus follow-up questions for those with high scores. When providers recognize a mental health problem, they assign patients to appropriate care, and hospital staff have the training to ensure that patients who need follow-up care leave with an appointment for that care. Providers also work with patients and families to create personalized safety plans and to limit access to lethal means. When suicides do occur, health

systems analyze root causes to inform future prevention efforts. This model led to an 80 percent reduction in suicide among Health Maintenance Organization members of the Henry Ford Health System, the original adopter of this model.<sup>394,395,396,397,398</sup>

Supported by the U.S. Department of Education, the **Promise Neighborhoods** program is a multi-sector, place-based strategy that builds a continuum of supports for children and youth to succeed in school and beyond. The Mission Promise Neighborhood (MPN) based in San Francisco, California, puts family economic security at the heart of its efforts to improve youth outcomes. By connecting families to community supports—including immigration and legal services, job training, housing assistance, financial coaching, and computer training—MPN is working to reduce inequities within their community. Over the last five years, graduation rates within the MPN increased 25 percent among Latino students and 47 percent among Black students—outpacing overall rates in San Francisco Unified School District.<sup>402</sup> And 94 percent of MPN families report feeling a sense of belonging at their school.<sup>403</sup>



## BUILDING MULTI-SECTOR PARTNERSHIPS TO ADDRESS THE FACTORS THAT IMPACT HEALTH

As described previously, the conditions in which an adolescent lives, works, plays, and prays heavily impact mental and behavioral health outcomes. These multi-sector impacts require multi-

sector solutions; reversing adolescent mental and behavioral health trends will require sustained and meaningful engagement from all community partners and residents.

### WHAT WORKS

**Multi-sector coalitions are increasing across the nation and furthering multi-sector collaboration.** Local communities need the infrastructure, communication channels, data, and sustainable financing to support effective multi-sector partnerships. Collective impact and other multi-sector approaches have emerged as a way to unify stakeholders around a central agenda. Collective impact initiatives create a backbone to identify and harness the strengths and capacities of community partners, develop mutually reinforcing activities, and foster streamlined communication channels between partners.<sup>399</sup> Effective collective impact models include this dedicated lead partner, or backbone entity, responsible for managing the efforts within the community; strong financial management that prioritizes sustained and sufficient funding; and expert guidance and technical assistance for partners to ensure the policies and programs implemented are evidence-based and effectively delivered with fidelity.

**Fostering community agency and power increases the sustainability of multi-sector partnerships.** Local organizations and residents know their communities' challenges best—and

have a vested interest in addressing them. Community agency—or a community's ability to collectively make purposeful decisions and influence the conditions around them through shared leadership from within the local area—should be a critical component of all multi-sector approaches. Agency includes more than engagement in decision-making processes; it includes authentic community-driven solutions that originate from within the community itself.<sup>400</sup>

**Community-led coalitions can influence the policy, systems, and environmental changes needed to reduce adolescent substance use and suicide.** Community-led coalitions provide another structure for identifying and directing the unique strengths of community partners toward a shared goal. National organizations, like the Community Anti-Drug Coalitions of America (CADCA), play a critical role in strengthening the capacity of communities to create and maintain coalitions. CADCA provides communities with the resources and tools to build sustainable cross-sector coalitions, to implement effective prevention strategies, and to use data in community problem-solving strategies to create drug-free communities.

## WHERE IT'S WORKING

**Building Community Resilience (BCR) in Portland, Oregon**, is fostering a community-wide effort to improve child health and wellness outcomes by creating channels of communication, connections, and authentic partnerships between community members and larger institutions. BCR Portland uses a trusted backbone organization to connect state and local health and education agencies, health care systems, and higher education institutions with community advocacy groups to create a sustainable partnership to implement trauma-informed care within one Portland community. To overcome the lack of coordination and collaboration in addressing the needs of traumatized youth in the community, BCR engaged Trillium Family Services, an organization specializing in the behavioral health of children and families. Trillium's strong community connections and awareness of the importance of health equity allows it to be a strong anchor in the effort to coordinate and improve wellness services. Working with BCR, Trillium engaged with Concordia University to open a "3 to PhD" school that focuses on the health and well-being of its K–5 students, resulting

in reduced student suspensions, increased student attendance rates, and higher reading achievement. They engaged with the Oregon Health Authority, which oversees the Oregon Health Plan (the state Medicaid provider) and instituted a statewide trauma-informed care collaborative, thus leveraging favorable Medicaid policies to support the establishment of the BCR initiative.<sup>401</sup>

In response to a growing backlog of 36,000 truancy cases, **San Antonio and Bexar County, Texas** officials met in 2013 to develop a **multi-sector prevention approach to address the underlying causes of truancy**. Prior to 2015, truancy was a criminal, rather than a civil, offense in Texas—meaning students and parents faced fines and potential jail time for missing school. Stakeholders from the juvenile justice sector, local school districts, and both city and county offices developed a plan to place juvenile case managers at schools. Case managers work one on one with students and their families to develop attendance contracts that get at the root causes of truancy and include counseling, tutoring, mentoring, and other services. Thanks to advocacy

efforts from San Antonio officials, in 2015, Texas passed a measure to remove criminal treatment of truancy. Today, San Antonio sees only about 16 truancy cases filed annually.<sup>404</sup>

Based in **Chatham County, Georgia**, **Front Porch** is a community resource center for families and youth that aims to keep young people out of court. The initiative brings together multiple sectors within the county, including Chatham County Juvenile Court, Chatham County government, the city of Savannah, and the Savannah-Chatham County school district. Front Porch accepts referrals from multiple youth-serving agencies in the community and provides evidence-based counseling and assessment for families and youth. Supported by the Annie E. Casey Foundation, the Savannah-Chatham school district has supplemented its involvement in Front Porch by hosting cross-agency trainings on restorative justice and implicit bias and by helping to fund an educational advocate at the juvenile court. Between the 2013–2014 and 2018–2019 school years, referrals from the Savannah-Chatham school district to juvenile court dropped by 85 percent.<sup>405</sup>

## WHERE IT'S WORKING

### The **Healthy Students, Promising Futures Learning Collaborative (HSPF)**

brings together cross-sector state teams to increase Medicaid services in schools and to promote safe and supportive school environments. Each of the 15 participating state teams includes representatives from their state education and Medicaid agencies and two local education agencies with some teams also including state and local advocates, public health agencies, and others.

HSPF provides teams with training and technical assistance, opportunities to meet with federal policymakers, and importantly, opportunities for peer learning and skills building. Experts work one on one with states on a variety of concrete goals, such as surmounting privacy barriers to cross-sector data sharing; developing formal

communication channels between agencies and sectors; and braiding diverse funding sources to support promotion, prevention, and treatment services and strategies in schools.

Through HSPF, state teams have successfully identified and overcome barriers to cooperation across state agencies as well as challenges to implementing new federal flexibilities in their states. Specifically, teams have expanded Medicaid services via partnerships between schools and Medicaid providers; expanded services under the school-billing model; and implemented state policies to support the delivery of Medicaid services in schools, including through tele-health. States have identified and implemented trauma-informed practices and policies and are working to promote positive school climates.



# Cross-Sector Strategies to Prevent Adolescent Substance Misuse and Suicide

## Gaps and Barriers to a Cross-Sector Prevention Approach

The United States needs a cross-sector approach to reduce the risk factors and to promote the protective factors for adolescent substance misuse and suicide. Aligning strategies across youth-serving sectors is possible, despite existing gaps and challenges.

**Despite decades of evidence showing the value of investing in prevention, convincing policymakers to fund evidence-based prevention interventions, policies, and/or practices remains a challenge—resulting in an underinvestment in primary prevention.**

In fiscal year 2016, for example, of the \$11.3 billion the federal government collectively spent on adolescent substance use prevention, treatment and recovery services, and research, only \$1.5 billion supported prevention services and research—with significant gaps in prevention services for certain high-risk populations, like AI/AN or LGBT youth.<sup>406</sup>

One of the reasons for this underinvestment in universal primary prevention is the prevention paradox—the fact that the majority of cases of a disease or outcome come from low-risk individuals, while only a minority come from high-risk individuals.<sup>407</sup>

Primary prevention interventions that are offered to all individuals regardless of risk status (universal interventions) often produce the greatest health benefits for a population despite offering relatively small benefits to a given individual. Therefore, an approach that aims to derive the

greatest individual benefit by focusing only on those identified at highest-risk may actually be less effective in preventing a given outcome as it fails to catch people before they move from low- to high-risk.

This paradox has resulted in the creation of two separate systems—one for disease management, and one for primary prevention—and a tendency to tackle prevention using one, but not both, approaches in an integrated fashion. However, the protective factors for those at low-risk are often the same as the protective factors for those at high-risk. And risk profiles shift throughout the life course—with individuals moving from low- to high-risk and vice versa as their social, economic, and environmental conditions change. There is, therefore, a need to ensure that all adolescents receive services and supports through universal prevention practices and policies.

Universal prevention approaches must work alongside targeted approaches for those at high-risk. This dual strategy is particularly necessary since many of the risks for substance use and suicide relate to nuanced structural or social disadvantages.

**Sustainable funding streams across sectors are critical to help seed, scale, and sustain interventions aimed at addressing adolescent well-being, particularly primary and primordial\* prevention strategies.** Typically, funding is discrete, funding a single program or intervention within a narrow locality. This model fails to provide incentives or resources to facilitate integration of siloed programs and systems within and among schools, communities, or other youth-serving organizations. The siloed nature of private and public funding streams often hinders collective action from across youth-serving organizations or agencies, resulting in redundancies, inefficiencies, and/or short-lived initiatives. And investments often cluster, neglecting geographic areas and populations with the highest disparities.

**There is substantial overlap in the risk and protective factors across youth-serving sectors, and thus it is critical to make the case for out-of-sector investments—a challenge commonly known as the “wrong-pocket problem.”** The areas of overlap present critical opportunities for joint investments in primary and primordial prevention. However, to capitalize on these areas of synergy, the logic of investing in another sector to get the outcome you seek in your sector must be crystal clear—and mechanisms must exist to allow for this investment across

siloed. These types of investments are particularly difficult where budgets are already stretched to their limits. The Good Behavior Game (GBG) demonstrates the problem: when implemented in schools as a classroom management strategy, GBG produces positive upstream outcomes across the justice, health/behavioral health, and education sectors through, for example, improved academic achievement and reductions in substance use and delinquency.<sup>410</sup> Given this multi-sector impact, one would expect multi-sector investments in GBG; however, to date, cross-sector investment in GBG has remained limited, apart from a few examples of health care investments in the program.

**Identifying effective prevention interventions is challenging—and translating findings into practice is often even more so.** While many federal agencies, like SAMHSA and the U.S. Department of Education, require the use of evidence-based practices in their grants, the lack of a central evidence repository can make it difficult for stakeholders to identify which interventions have demonstrated effectiveness for a particular outcome.<sup>411</sup> The siloed nature of government registries can make it particularly challenging when trying to identify evidence-based interventions that address outcomes across sectors.

## WHAT WORKS

SAMHSA's **Systems of Care** model supports sustainable financing, cross-agency collaboration, and systemic changes, while providing flexibility in implementation. Evaluations of the Systems of Care approach show improved outcomes for children, youth, and families, while also incentivizing systems change.<sup>408</sup> A recent report shows evidence of impact on suicide ideation, suicide attempts, and juvenile arrests.<sup>409</sup>

\* Primordial prevention refers to the actions that inhibit the establishment of environmental, economic, social, and behavioral conditions known to increase the risk of disease; and actions that enhance individuals' developmental competency, positive sense of self-esteem, social inclusion, and well-being to strengthen their ability to cope with adversity.



Resources for translating evidence-based research on adolescent substance use prevention programs into practice are scarce.<sup>412</sup> Program fidelity is key to effective translation of research into on-the-ground programs and services. Typically, an evidence-based program will deliver the results promised by research only if the program is implemented “with fidelity”—that is, in the same manner and conditions as the originally studied program. A multitude of issues can affect program fidelity, from changes in staffing, to inadequate resources, to differential implementation of a program across a setting (applied differently across classrooms in a school), to a mismatch between program and participant characteristics (needs, culture). Moreover, researchers test many interventions on homogenous

populations and may require adaptations to be culturally relevant for the population of interest, potentially reducing program fidelity.

Another element of effective implementation is context. Many youth-serving settings are subject to strict time and resource constraints. On average, schools implement nine different prevention programs to address student behaviors.<sup>413</sup> As more programs pile up, their effectiveness may erode as implementors, such as teachers, drop aspects of a program or even entire programs to incorporate a new and different program, particularly those that are tied to accountability measures. The key is effective program adaptation that connects and integrates the most critical elements of evidence-based programs to prevent disjointed layering.

## WHERE IT'S WORKING

In response to the rising suicide rates, the White Mountain Apache tribal community in **Arizona** implemented the **Celebrating Life prevention program**. It has three components: (1) universal, (2) selected, and (3) indicated. The universal component involves promoting protective factors and reducing risk factors through community-wide education. Activities include interagency meetings, a public-education multimedia campaign, suicide prevention walks, suicide prevention conferences, door-to-door campaigns, booths at health and tribal fairs, and regular distribution of lifeline cards. The selected component focuses on early identification of high-risk youth and includes caretaker

trainings, cultural and strengths-based activities led by elders, a middle school curriculum taught monthly by elders, elementary school workshops, and field trips. The indicated component uses intensive prevention interventions—two- to four-hour sessions based on a curriculum designed to reduce imminent risk and connect to care—for youth who attempt suicide and their families. These interventions have been highly successful. Suicide rates dropped 38 percent, from 40 per 100,000 people in the period from 2001 to 2006 to 24.7 during the period from 2007 to 2012. However, serious challenges remain. Future interventions will continue to build on the strengths of the community.<sup>414</sup>

**The results of youth-focused interventions do not materialize overnight—with many measures of success not appearing until well into adulthood.** This fact can make it difficult to measure the longitudinal outcomes of interventions during adolescence and, thus, make the case for sustained funding. Lack of data to demonstrate short-term effectiveness can, and often does, result in funding cuts, particularly in cases where funders are supporting an initiative outside of their traditional silo or sector.

**Existing data sources for measuring adolescent outcomes are often disconnected, making it challenging to measure multi-sector effects or trends.** CDC's Youth Risk Behavior Surveillance system, for example, has historically only measured rates of use for certain drugs ever, rather than the frequency of drug use, making it difficult to measure trends in drug use across adolescence. Moreover, while datasets may include measures for disaggregating data by racial, ethnic, and sexual minority status, many do not differentiate by



other high-risk categories that may be of interest to sectors such as academic performance, foster care status, or juvenile justice involvement.

Data may also fail to capture the full extent of those at highest risk due to selection bias. Sources collected in school settings, for example, rely on students being present at school for data collection. Data trends may not represent students who are chronically

absent, drop out, or who have died as a result of high-risk behaviors. Many negative outcomes, such as high-risk substance use or suicide, occur in statistically small proportions of the adolescent population. Therefore, it may not be possible to meaningfully disaggregate data for some minority groups due to their statistically small subpopulations, potentially masking disparities within these groups.

## WHERE IT'S WORKING

**Penn State University** launched the **Administrative Data Accelerator**, a massive, joined dataset of administrative data from multiple agencies across sectors. The dataset originated as a way to better understand the inter-relationships between youth in child welfare and juvenile justice and other outcomes, like health care utilization. Importantly, the Administrative Data Accelerator is compliant with federal and state privacy laws from the health, justice, and education sectors.<sup>415</sup>

The **Allegheny County, Pennsylvania**, Department of Human Services operates the **Allegheny County Data Warehouse**, a central repository of cross-sector data for the county that includes measures related to juvenile justice, early childhood,

substance use, mental health, and public schools, among others. The warehouse allows data sharing among county departments, as well as among non-county entities like local school districts, and is designed to promote effective policymaking and decision making in the county.<sup>416</sup> The Data Warehouse was made possible with support from the Human Service Integration Fund, a flexible funding pool created by a coalition of local foundations for the purpose of supporting integration and innovation within Allegheny's Department of Human Services. The Data Warehouse has contracts with 20 school districts—six of which have the technical capacity to share data as of April 2018.<sup>417</sup>

# Cross-Sector Strategies to Prevent Adolescent Substance Misuse and Suicide

## Policy Recommendations to Support the Creation of a Multi-Sector Framework for Adolescent Well-Being

Without question, improving the environments and conditions in which adolescents live, learn, and play—at home, at school, and in the broader community—is paramount to preventing adolescent substance misuse and suicide.

These conditions and associated risk and protective factors do not occur in siloes, and thus policy action must be multi-tiered, spanning from strengthening families to improving school climate to creating healthy community environments to combating racism, and it must be multi-sector, bringing together individuals, agencies, and organizations from across public health, healthcare, education, youth-development, juvenile justice, child

welfare, and other youth-serving fields. And for all policies, engaging youth in decision making is paramount.

These recommendations serve as collective components of a larger, system-wide, multi-sector framework to reduce risk factors and bolster protective factors for adolescents. Officials cannot (and should not) apply these recommendations piece-meal, rather they should implement them in an integrated fashion.

### **PRIORITY AREA 1: Support and nurture families by investing in evidence-based strategies and services in multiple sectors.**

Families are more likely to provide their children with a nurturing environment if they aren't facing stressful economic and social conditions. If parents don't have to work long hours or toil at multiple jobs to put food on the table, if they themselves aren't the victims of violence, if they don't encounter racism or other forms of discrimination, or

have untreated medical or behavioral health conditions, it is more likely they can create a home environment for their children to thrive. It's vital to support families of adolescents with access to useful services and with engagement in efforts to create healthy conditions in their communities. The following represent certain key actions that would help families.

## Recommendations:

- **Federal and state governments should guarantee affordable, comprehensive health insurance coverage for all—with ensured parity for and access to mental health and substance use services.**
- The federal government should enforce and strengthen parity in insurance coverage of behavioral health services.
- States should expand Medicaid services in schools using current flexibilities (e.g., free care) via models, such as school-based health centers and telehealth, that improve adolescent access to mental and behavioral health services.
- Health insurers should reimburse for screening, brief intervention, and referral to treatment (SBIRT) in all appropriate settings delivered by a variety of competent providers.
- Congress and states should increase access to health insurance coverage for all family members—including via Medicaid expansion. States that choose not to expand Medicaid should consider closing the coverage gap for parents who have incomes above Medicaid eligibility limits but below the lower limit for marketplace premium tax credits.
- Congress should expand the behavioral health workforce by increasing investments in workforce training programs, such as the Health Resources and Services Administration's Behavioral Health Workforce Education and Training Program, and expand the National Health Service Corp scholarship program to apply to mental and behavioral health providers.<sup>418</sup>



- **Congress and state legislatures should scale up federal and state programs and policies that increase economic assistance to low-income families.**
- Congress and state legislatures should increase investment in Earned Income Tax Credits, Child Tax Credits, the Supplemental Nutrition Assistance Program, subsidized affordable housing, and other economic assistance to families.
- Congress should invest in novel strategies to address the social determinants of health, including supporting state and local partnerships between public health, healthcare, and other stakeholders to identify and address the social needs of patients through community-wide interventions.
- **Federal, state, and local governments should develop and implement specialized services to families undergoing stressful transitions and crises, particularly those in the nation's armed forces.**
- The U.S. Veterans Health Administration and the U.S. Department of Defense should scale up specialized behavioral health support systems and assistance to service members and veterans and

their families, including with marital- and family-counseling interventions like cognitive behavioral conjoint therapy for post-traumatic stress disorder offered through the Department of Veterans Affairs.

- Criminal justice and child welfare agencies should invest to increase the availability of reintegration and support programs for individuals leaving correctional facilities and their families.
- **Public and private funders should invest in evidence-based parenting programs (like Guiding Good Choices) in school, home, primary care, mental health, and community settings.**
- **Increase the availability of family-centered substance use prevention and treatment programs by training behavioral health providers to implement these interventions and by providing insurance coverage to reimburse for them in all appropriate settings.**
- **States should implement the new Family First Prevention Services Act**, tapping an option to use child welfare funds to provide mental health and substance use services and parenting programs to families whose children are at risk of placement in the foster care system.



## PRIORITY AREA 2: Promote positive pathways to educational and life success.

Approaches grounded in promoting safe and supportive environments for adolescents via a positive youth development framework are critical to reducing the risk factors and bolstering the protective factors for substance use and suicide and to promoting healthy habits.

### Recommendations:

- **The federal government should scale up evidence-based positive youth development programs and practices.**

- The U.S. Department of Education and the U.S. Department of Health and Human Services should invest further in programs promoting safe and supportive learning environments:
- Congress should increase investments in the Department of Education's School Climate Transformation Grant program to support additional state and local education agencies in promoting a culture of connectedness.
- The CDC should implement a national survey of school climate.
- Congress should increase investment in the Division of Adolescent and School Health at the CDC to expand their evidence-based programs that promote school connectedness to all states and additional local school districts.
- Congress should increase investments in SAMHSA's Project Advancing Wellness and Resilience in Education (Project AWARE), which supports state education agencies to work in partnership with state mental health agencies to increase awareness of mental health issues among school-aged youth; provide training

for school personnel in how to detect and respond to mental health issues (i.e., mental health first aid training); and connect youth and their families to needed services.

- The U.S. Department of Education and the U.S. Department of Health and Human Services should provide funding and technical support to states and school districts to implement social and emotional learning programs in schools, including anti-bullying programs.
- States should explore including a measure of social and emotional learning as a nonacademic indicator in state education accountability systems.
- **Congress should increase investments in CDC's National Center for Injury Prevention and Control to scale up comprehensive, community-based suicide prevention programs** and evidence-based adolescent violence prevention programs, like Dating Matters and Striving to Reduce Youth Violence Everywhere (STRYVE).
- **Congress should invest in novel efforts to identify population-based strategies to measure and improve emotional well-being and mitigate the long-term effects of trauma**, including supporting state- and local-level partnerships to directly identify and improve emotional well-being.
- **All youth-serving systems should adopt a multidisciplinary and collaborative approach to positive youth development.**
  - The U.S. Department of Education should increase support for states and school districts by implementing the widely endorsed Framework for Safe and Successful Schools, a

multidisciplinary strategy to promote positive and nurturing school environments by fully integrating mental health and learning supports into schools through multi-tiered systems of supports (MTSS) to promote mental wellness, identify children at risk, provide interventions and counseling, and coordinate with community providers as needed. Implementing MTSS requires blended, flexible use of funding streams, more mental health services in schools, school discipline practices that promote positive behavior, and ongoing school safety and crisis response training.<sup>419</sup>

- All federal youth-serving agencies should invest in workforce training and pre-service training to ensure that the current and future workforce can implement positive youth development approaches.
- **The juvenile justice system should adopt approaches that recognize that substance misuse and serious emotional disturbances are health issues, rather than criminal issues.**
  - The juvenile justice system should adopt less punitive approaches for youths with behavioral health issues, instead providing alternatives to sentencing and detention. For example, drug courts and programs like Law Enforcement Assisted Diversion, or "LEAD," divert people away from formal processing or serving time in the justice system, while still holding them accountable for their actions. Instead of being formally processed or incarcerated, youth receive support services, such as substance use or mental health treatment or connection to housing.<sup>420</sup>



- Congress should increase funding for the U.S. Department of Justice’s Office of Juvenile Justice and Delinquency Prevention to improve the capacity to provide the funding and technical assistance necessary to support state and local juvenile systems in implementing diversion programs.

- The U.S. Department of Justice should support evidence-based training programs for law enforcement officers, such as Mental Health First Aid for Public Safety, which helps law officers better understand mental illness and provides them with response options to de-escalate incidents related to mental health,<sup>421</sup> and implicit bias workshops.

- **Schools should implement a positive disciplinary approach.**

- Federal guidance on positive discipline practices should be reinstituted to promote equitable approaches that result in nonpunitive measures and help schools move beyond antiquated discipline practices that have discriminatory intent or impact, as recommended in the U.S. Commission of Civil Rights report *Beyond Suspensions: Examining School Discipline Policies and Connections to the School-to-Prison Pipeline for Students of Color with Disabilities*.

- The U.S. Department of Education should increase investment in the Technical Assistance Center on Positive Behavioral Interventions and Supports (PBIS), which provides states and school districts resources to implement technical assistance and behavioral interventions.

- **All youth-serving systems should prioritize investments in approaches that empower youth voice and enhance youth participation.**



- Governments and foundations should require meaningful youth engagement and decision making in programs targeted at adolescents through explicit language in funding opportunities.

- Youth-serving systems should adopt an asset/protective-based approach rather than a deficit/risk-based one. Systems and professionals serving youth should focus on the positive—their assets and the factors that are protective, as opposed to the current focus on the risks youth take and the problems they have. Traditionally, the focus has been on preventing youth from engaging in risky behaviors. Shifting to a more positive asset-based approach offers the opportunity to build resilience and capitalize on the assets of youth for the betterment of society.<sup>422</sup>

- **All youth-serving systems should adopt trauma-informed and culturally competent policies and practices.**

- Federal and state agencies, as well as schools and other community-based institutions serving youth, should require all staff to participate in professional development on the

effects of trauma and in trainings to develop evidence-based trauma-sensitive practices and skills.

- Institutions of higher education that are training the next generation of teachers, social workers, pediatricians, mental health professionals, and other youth-serving professionals should implement curricula that equips these professionals with trauma-informed and culturally sensitive practices—such as routine screening for trauma for both youth and their families.

- The federal government should scale up existing efforts to promote trauma-informed practices and policies, such as SAMHSA’s National Child Traumatic Stress Initiative, the National Child Traumatic Stress Network, the U.S. Department of Education’s National Center on Safe Supportive Learning Environments, and the CDC’s National Center for Injury Prevention and Control VetoViolence initiative, which all offer trainings and resources on ACEs, trauma, and suicide prevention.

### PRIORITY AREA 3: Create community environments that support good mental and physical health.

A community's physical and social environment have significant implications for the mental and physical health of adolescents—positive community environments provide a sense of safety, security, and social connection, improving mental health.

#### Recommendations:

- **Federal, state, and local governments should increase investments to improve the built environment and access to safe recreational activities for adolescents.**

- Federal, state, and local governments should increase investments in greenspace, parks, schools, and other recreational facilities used by adolescents to ensure community-wide access. Facilities should be safe and available at no cost or low cost, should be easy to get to, and should have convenient hours.
- Federal, state, and local governments should increase investments and policies that support mixed-use developments combining residential housing, schools, businesses, and other community facilities that increase walkability and bikeability.
- Existing community-development funding streams should be leveraged to increase investments in the built environment.<sup>423</sup>
- **Governments at all levels should create systems that foster connectedness and social support for adolescents.**
  - Congress and federal agencies should increase investments in and promote coordination of technical assistance centers that support states in implementing evidence-based interventions to promote adolescent connectedness, such as the U.S.



Department of Education's National Center on Safe Supportive Learning Environments and the Technical Assistance Center on Positive Behavioral Interventions and Supports; SAMHSA's Now is The Time Technical Assistance Center; and the Office of Juvenile Justice and Delinquency Prevention's National Training and Technical Assistance Center.

- **Federal, state, and local efforts to improve school safety should include strategies to prevent school violence by investing in safe and supportive school environments and mental health services.**

- As recommended in the *Final Report of the Federal Commission on School Safety* (2018), the federal government should scale up strategies to prevent school violence, including through character education, the creation of a positive school climate, and mental health promotion and treatment. School safety initiatives need to be aligned with the education, health, and youth-serving sectors to ensure that these prevention strategies are incorporated into efforts to protect students.<sup>424</sup>
- **Government agencies at all levels should take steps to combat racism and discrimination and their historical legacies.**

- Federal, state, and local agencies should apply an equity-informed method for directing resources and investments toward communities where the greatest inequities in outcomes and risk and protective factors exist—including supplementing funding for schools in underserved communities.
- School districts should eliminate racially discriminatory practices, such as lottery or entry programs into the highest-performing schools that disproportionately underserve youth of color.<sup>425,426</sup> Districts should also evaluate whether academic tracking of students for gifted and talented education programs and remedial courses is perpetuating discrimination and segregation.<sup>427</sup>
- Local governments should invest in educational programs and support networks that combat racism, homophobia, and other types of discrimination in schools and community settings, such as gay-straight alliances.
- Government agencies should increase hiring and training of diverse staff at all levels to directly reflect the diversity of the population and should provide implicit bias training.<sup>428</sup>

## PRIORITY AREA 4: Build the infrastructure necessary to share knowledge and align work across sectors.

Multi-tiered, multi-sector action to advance these policy recommendations requires changes to the way leaders fund, organize, and support prevention efforts at the federal, state, and local levels. Aligning programs, policies, and funding strategies around shared risk and protective factors, rather than sector-specific outcomes, provides a framework for this type of multi-sector collaboration.

### Recommendations:

- **Public and private funders should incentivize strategies that address common risk/protective factors across all adolescent-serving sectors**—such as mentoring, social and emotional learning, or positive parenting programs, to encourage multi-sector investments, reduce duplication, and increase efficiency.
- Create or leverage cross-agency coordinating bodies, such as the federal Interagency Working Group on Youth Programs and state children's cabinets, to coordinate data gathering, data sharing, and budgets.<sup>429</sup>
- The federal government should increase efforts to collaborate across agencies and align programs, building on the successful cross-agency collaboration to promote safe and healthy schools.
- Federal agencies that support adolescent well-being via grant funding or technical assistance centers, including the U.S. Department of Education, the U.S. Department of Health and Human Services, and the U.S. Department of Justice, should establish state peer-learning opportunities to support innovation and the spread of evidence-based practices.

### WHAT WORKS

#### Federal Collaboration for Safe and Healthy Schools

Recognizing that positive school climates cannot be achieved by any one agency alone, the U.S. Department of Education, the U.S. Department of Health and Human Services, and the U.S. Department of Justice worked together to design three grant programs that, together, would provide support to professionals across disciplines to provide the instruction, counseling, and mental health services that contribute to positive school climates (School Climate Transformation Grant program, Project

AWARE, and Keep Kids in School and Out of Court). A study showed that the majority of state and local grantees were coordinating through joint training, coordinated planning, communication, and the development of shared organizational structures. As a result, local efforts were better integrated and aligned with the MTSS framework, and, ultimately, grantees were better able to meet students' needs. The expectation of coordination communicated by the federal agencies was a key factor in encouraging grantee collaboration.<sup>430</sup>

- Federal agencies should develop a multi-sector, multi-agency federal registry of evidence-based interventions targeted at adolescents that is searchable by outcomes, risk and protective factors, and sectors.
- Federal agencies should develop common outcome measures across agencies and ensure that data collection and analysis prioritize understanding the experience of minority and at-risk groups.
- Government agencies should train staff working in youth-serving agencies in multidisciplinary collaboration.
- Post-secondary institutions training nurses, physicians (particularly pediatricians), educators, social workers, and juvenile justice professionals should establish pre-service training requirements that train students on interdisciplinary collaboration.

- **Public and private funders should promote braiding and blending of funding streams** to provide the flexibility needed to align strategies across multiple sectors and to address the “wrong pocket” problem (where investments in one sector impact outcomes in another sector).
- Federal and state agencies should require multi-sector coalition building in funding opportunities that impact adolescent well-being and encourage grantees to capitalize on the assets and evidence from other sectors.
- Federal agencies should align language in funding opportunity announcements to match the shared risk and protective factors rather than including sector-specific outcomes only.
- The federal government should scale up the Drug-Free Communities program, which aligns sectors around common factors to help more communities prevent substance misuse.
- Federal agencies involved in adolescent health and well-being should develop a universal prevention grant application that streamlines the various federal application requirements for prevention-related activities and allows grantees to implement evidence-based interventions from across adolescent-serving sectors.
- **Federal and state governments should invest in Wellness Funds and other cross-sector funding strategies that emphasize primary prevention.**<sup>431</sup>
  - Federal and state governments should consider alternative payment models, performance-based contracting, pay-for-success contracts, and social-impact bonds to promote cross-sector financing.
- **Aligning prevention approaches requires an integration of behavioral health with primary healthcare—where the whole health of adolescents is addressed—including physical and mental health needs.**
  - Public and private funders should consider strengthening incentives to increase the integration of behavioral health and primary health care and should create a technical assistance center to support this integration—including data integration.<sup>432</sup>
  - The federal government should increase SAMHSA, Health Resources and Services Administration, and Center for Medicare and Medicaid Innovation grants for behavioral and physical health integration, with a particular focus on underserved areas/populations.
  - The federal government should expand the Certified Community Behavioral Health Clinic pilot program through Medicaid and increase funding for school-based health centers to increase access to mental health services.



## PRIORITY AREA 5: Increase funding for prevention.

Sustainable investments in prevention are critical for reversing current trends in adolescent substance misuse and suicide. To be effective, this will require a coordinated, multi-sector funding approach to both scale up prevention programming and further invest in prevention research to help bolster the case for multi-sector investments in adolescent well-being.

### Recommendations:

- **Congress should increase funding for substance misuse and suicide prevention.**

- The federal government should increase funding to the Garrett Lee Smith State/Tribal Youth Suicide Prevention and Early Intervention Grant Program to serve more youth in those communities.
- The federal government should increase investments in CDC's National Center for Injury Prevention and Control to scale up comprehensive, community-based suicide prevention programs. Government should also increase funding for the CDC's Overdose Data to Action Prevention Program.
- Federal agencies should increase funding for the National Suicide Prevention Lifeline and increase oversight to assure timely access to quality care. They should also examine new mediums to connect with youth in crisis.
- The federal government should maintain current funding for the Drug-Free Communities Support Program and increase funding for the Substance Abuse Prevention and Treatment Block Grant, which includes a 20 percent set-aside for prevention activities.



- **Federal and state governments should increase investments in technical assistance to scale evidence-based prevention efforts.**

- Federal agencies should augment technical assistance to help communities implement prevention programs, building on programs like Drug-Free Communities (jointly administered by SAMHSA and the Office of National Drug Control Policy), Systems of Care (SAMHSA), or Communities that Care and PROSPER (Promoting School-community-university Partnerships to Enhance Resilience).

- The U.S. Department of Education should collaborate with states to increase substance use screening in schools, such as screening, brief intervention, and referral to treatment (SBIRT), as recommended in the final report of the President's Commission on Combating Drug Addiction and the Opioid Crisis.<sup>433</sup>
- Federal agencies should address the “rich get richer” dilemma by funding planning grants for states/communities that lack baseline capacity to compete in funding cycles.



## WHAT WORKS

### Systems to Help Communities Implement Prevention Efforts

**The PROSPER project** (PROmoting School/community-university Partnerships to Enhance Resilience)<sup>434,435,436</sup> developed by the Partnerships in Prevention Science Institute and the cooperative extension, is an evidence-based delivery system for supporting sustained, community-based implementation of scientifically proven programs that reduce adolescent substance misuse or other problem behaviors and promote youth competence. The PROSPER delivery system reduces a number of negative behavioral outcomes, including drunkenness, smoking, marijuana use, use of other substances, and conduct behavior problems, with higher-risk youth benefiting the most.<sup>437,438,439</sup> PROSPER also demonstrates positive effects on family strengthening, parenting, and youth

skills outcomes, and it reduces negative peer influences.

The Social Development Research Group at the University of Washington developed **Communities That Care**<sup>440</sup> to provide a prevention planning system and network of expert support for the use of evidence-based approaches that promote the positive development of children and youth and that prevent problem behaviors. Hundreds of U.S. and international communities have used this evidence-based approach, which involves all parts of a community to target predictors of problems, rather than waiting for problems to occur. Researchers grounded the program in data from public health, psychology, education, social work,

criminology, medicine, and organizational development. A randomized controlled test of Communities That Care programs in 24 communities across seven states that followed 4,407 5th-graders found that by the spring of 8th grade, significantly fewer students from participating communities had health and behavioral problems and were 25 percent less likely to have initiated delinquent behavior, 32 percent less likely to have initiated alcohol use, and 33 percent less likely to have initiated cigarette use.<sup>441</sup> The results were sustained through 10th and 12th grades—with 25 percent lower odds of engaging in violent behavior. A cost-benefit analysis found a \$4.23 benefit for every dollar invested in the Communities that Care operating system.<sup>442</sup>

- **Congress should increase investments in prevention research at the Centers for Disease Control and Prevention, the Substance Abuse and Mental Health Services Administration and the National Institute of Drug Abuse, as well as at other federal agencies.**
  - The federal government should increase research on the cross-sector effects of interventions to reduce adolescent substance misuse and suicide, on the science of implementing prevention programs and policies in multiple sectors, and on translating the evidence on prevention into practice.
  - Federal and state governments should make it easier to share and analyze data across sectors while protecting privacy.
- The U.S. Department of Health and Human Services should increase research on the impact of social media on substance use and mental health.
- **States receiving funding under the Substance Use Disorder Prevention that Promotes Opioid Recovery and Treatment for Patients and Communities Act (SUPPORT) should direct more funds toward prevention** to complement investments in treatment and recovery. Congress should ensure adequate funding for primary prevention, including youth-focused programs to support prevention, treatment and recovery programs; and for trauma support services and mental health care for youth.

Cross-Sector  
Strategies  
to Prevent  
Adolescent  
Substance  
Misuse and  
Suicide

Appendix A: Defining Adolescence

The definition of adolescence varies among organizations and sectors. People often define adolescence by either the medically defined range of puberty or, alternatively, by school year. For the purposes of this report, TFAH broadly defines adolescence as 12 to 19 years of age. This definition attempts to align with both the typical ages of middle and high school students, as well as adolescent development, and accounts for limitations created by data sources examined.

Organization	Age Range for Adolescence
American Academy of Pediatrics	11 to 21 years <sup>443</sup>
World Health Organization	10 to 19 years <sup>444</sup>
U.S. Department of Health and Human Services, Office of Adolescent Health	10 to 19 years <sup>445</sup>
Centers for Disease Control and Prevention, Division of Adolescent and School Health (CDC DASH)	“preteen and teenage years, the middle and high school years, and the years during which puberty and maturation occur” <sup>446</sup>

## Appendix B: Methodology

Both qualitative and quantitative methods informed this report.

- TFAH conducted an expert policy convening in October 2018 as described below.
- TFAH conducted expert interviews with thought leaders, policymakers, and researchers from across the education, justice, and health sectors to inform policy recommendations, identify risk and protective factors, and develop common language and framing.
- The authors also conducted three interviews with youth leaders. TFAH selected young people via targeted outreach to youth-serving partner organizations. Participation was voluntary and serves to uplift the youth perspective and youth voices on substance misuse and suicide.
- The authors conducted quantitative data analysis using CDC's WONDER, CDC's Youth Risk Behavior Surveillance system, and SAMHSA's National Survey on Drug Use and Health informed trends data for both mortality and risk and protective factors.
- TFAH extracted additional information on trends, data, and recommendations from an environmental scan of existing literature on substance misuse and suicide among adolescents.

### CONNECTING THE DOTS: ALIGNING CROSS-SECTOR APPROACHES TO REDUCE ADOLESCENT SUBSTANCE USE DISORDER AND SUICIDE

TFAH, with support from the Conrad N. Hilton Foundation, held a convening Connecting the Dots: Aligning Cross-Sector Approaches to Reduce Adolescent Substance Use Disorder and Suicide, in Washington, D.C., on October 18, 2018, to explore the roles of the health, justice, education, and youth-development sectors in reducing the factors and conditions contributing to adolescent substance misuse and suicide. The convening brought together 30 cross-sector thought leaders and policymakers, including federal officials, researchers, foundations, service providers, and advocates from the health, justice, education, and youth-development sectors.

Through facilitated discussion, panel presentations, and interactive exercises before and at the meeting, participants learned about the latest research and data on the characteristics of the adolescents at highest risk for poor outcomes in each sector; identified evidence-based strategies for reducing risks and increasing protective factors for substance misuse and suicide within and across the health, justice, and education sectors; and identified a central opportunity: increasing cross-sector collaboration to reduce risk and increase protective factors for substance misuse and suicide through identification and alignment of multi-sector strategies. Findings from the convening informed the framework and recommendations presented within this report.

# Endnotes

- 1 National Academies of Sciences, Engineering, and Medicine. "Chapter 1." In: *The Promise of Adolescence: Realizing Opportunity for All Youth*. Washington, D.C.: The National Academies Press, 2019: 1–3.
- 2 Division of Adolescent and School Health. *Youth Risk Behavior Survey: Data Summary and Trends Report 2007–2017*. Centers for Disease Control and Prevention, 2018. <https://www.cdc.gov/healthyyouth/data/yrbs/pdf/trendsreport.pdf> (accessed August 2019).
- 3 Bose J, Hedden SL, Lipari RN, and Park-Lee E. *Key Substance Use and Mental Health Indicators in the United States: Results from the 2017 National Survey on Drug Use and Health*. Substance Abuse and Mental Health Services Administration, September 2018. <https://www.samhsa.gov/data/report/2017-nsduh-annual-national-report> (accessed August 2019).
- 4 Division of Adolescent and School Health. *Youth Risk Behavior Survey: Data Summary and Trends Report 2007–2017*. Centers for Disease Control and Prevention, 2018. <https://www.cdc.gov/healthyyouth/data/yrbs/pdf/trendsreport.pdf> (accessed August 2019).
- 5 "Opioids and Adolescents." *Office of Adolescent Health*, U.S. Department of Health and Human Services, May 13, 2019. <https://www.hhs.gov/ash/oah/adolescent-development/substance-use/drugs/opioids/index.html#fn4> (accessed August 2019).
- 6 Scholl L, Seth P, Kariisa M, et al. "Drug and Opioid-Involved Overdose Deaths — United States, 2013–2017." *Morbidity and Mortality Weekly Report*, 67(5152): 1419–1427, 2019. [https://www.cdc.gov/mmwr/volumes/67/wr/mm675152e1.htm?s\\_cid=mm675152e1\\_w](https://www.cdc.gov/mmwr/volumes/67/wr/mm675152e1.htm?s_cid=mm675152e1_w) (accessed August 2019).
- 7 Johnston LD, Miech RA, O'Malley PM, et al. *2018 Overview: Key Findings on Adolescent Drug Use*. Monitoring the Future, January 2019. <http://monitoringthefuture.org/pubs/monographs/mtf-overview2018.pdf> (accessed August 2019).
- 8 Bose J, Hedden SL, Lipari RN, and Park-Lee E. *Key Substance Use and Mental Health Indicators in the United States: Results from the 2017 National Survey on Drug Use and Health*. Substance Abuse and Mental Health Services Administration, September 2018. <https://www.samhsa.gov/data/report/2017-nsduh-annual-national-report> (accessed August 2019).
- 9 Kann L, McManus T, Harris W, et al. "Youth Risk Behavior Surveillance — United States, 2017." *Morbidity and Mortality Weekly Report, Surveillance Summaries*, 67(22-8): 1–114, 2018. <https://www.cdc.gov/mmwr/volumes/67/ss/ss6708a1.htm> (accessed August 2019).
- 10 Kochanek KD, Murphy SL, Xu J, et al. "Deaths: Final Data for 2017." *National Vital Statistics Reports*, 68(9): 1–7, June 24, 2019. [https://www.cdc.gov/nchs/data/nvsr/nvsr68/nvsr68\\_09-508.pdf](https://www.cdc.gov/nchs/data/nvsr/nvsr68/nvsr68_09-508.pdf) (accessed August 2019).
- 11 Gaither JR, Shabanova V, and Leventhal JM. "US National Trends in Pediatric Deaths from Prescription and Illicit Opioids, 1999–2016." *JAMA Network Open*, 1(8): e186558–e186558, 2018. <https://jamanetwork.com/journals/jamanetworkopen/fullarticle/2719580> (accessed August 2019).
- 12 "Teens Using Vaping Devices in Record Numbers." *National Institutes of Health*, December 17, 2018. <https://www.nih.gov/news-events/news-releases/teens-using-vaping-devices-record-numbers> (accessed August 2019).
- 13 Division of Adolescent and School Health. *Youth Risk Behavior Survey: Data Summary and Trends Report 2007–2017*. Centers for Disease Control and Prevention, 2018. <https://www.cdc.gov/healthyyouth/data/yrbs/pdf/trendsreport.pdf> (accessed August 2019).
- 14 Swaim R and Stanley L. "Substance Use Among American Indian Youths on Reservations Compared with a National Sample of US Adolescents." *JAMA Network Open*, 1(1): e180382, 2018. <https://jamanetwork.com/journals/jamanetworkopen/fullarticle/2682593> (accessed August 2019).
- 15 Pane NE. "The Rate of High School-Aged Youth Considering and Committing Suicide Continues to Rise, Particularly among Female Students." *Child Trends Blog*, November 12, 2018. <https://www.childtrends.org/high-school-aged-youth-considering-and-committing-suicide-among-female-students> (accessed August 2019).
- 16 "Fast Facts on Native American Youth and Indian Country." *Center for Native American Youth*, The Aspen Institute. <https://assets.aspeninstitute.org/content/uploads/files/content/images/Fast%20Facts.pdf> (accessed August 2019).
- 17 Division of Adolescent and School Health. *Youth Risk Behavior Survey: Data Summary and Trends Report 2007–2017*. Centers for Disease Control and Prevention, 2018. <https://www.cdc.gov/healthyyouth/data/yrbs/pdf/trendsreport.pdf> (accessed August 2019).
- 18 "Age of Substance Use Initiation among Treatment Admissions Aged 18 to 30." *The TEDS Report*, Substance Abuse and Mental Health Services Administration, July 17, 2014. [https://www.samhsa.gov/data/sites/default/files/WebFiles\\_TEDS\\_SR142\\_AgeatInit\\_07-10-14/TEDS-SR142-AgeatInit-2014.pdf](https://www.samhsa.gov/data/sites/default/files/WebFiles_TEDS_SR142_AgeatInit_07-10-14/TEDS-SR142-AgeatInit-2014.pdf) (accessed August 2019).
- 19 "Link Between Underage Substance Use Problems in Adulthood." *SAMHSA Newsletter*, 22(4).
- 20 Federal Commission on School Safety. *Final Report of the Federal Commission on School Safety*. U.S. Department of Education, December 18, 2018. <https://www2.ed.gov/documents/school-safety/school-safety-report.pdf> (accessed August 2019).
- 21 Smith AR, Chein J, and Steinberg L. "Impact of Socio-Emotional Context, Brain Development, and Pubertal Maturation on Adolescent Risk-Taking." *Hormones and Behavior*, 64(2): 323–332, 2013.
- 22 Ibid.
- 23 National Academies of Sciences, Engineering, and Medicine. *The Promise of Adolescence: Realizing Opportunity for All Youth*. Washington, D.C.: The National Academies Press, 2019: 17–36.
- 24 Reyna V and Farley F. "Risk and Rationality in Adolescent Decision Making: Implications for Theory, Practice, and Public Policy." *Psychological Science in the Public Interest*, 7(1): 1–44, 2006. <https://www.ncbi.nlm.nih.gov/pubmed/26158695> (accessed August 2019).
- 25 Winters K and Arria A. "Adolescent Brain Development and Drugs." *Prevention Research*, 18(2): 21–24, 2011. <https://www.ncbi.nlm.nih.gov/pmc/articles/PMC3399589/> (accessed August 2019).

- 26 Ewing S, Ryman S, and Gillman A. "Developmental Cognitive Neuroscience of Adolescent Sexual Risk and Alcohol Use." *AIDS and Behavior*, 20 (suppl 1): S97–108, 2016. <https://www.ncbi.nlm.nih.gov/pmc/articles/PMC5858879/> (accessed August 2019).
- 27 Division of Adolescent and School Health. *Youth Risk Behavior Survey: Data Summary and Trends Report 2007–2017*. Centers for Disease Control and Prevention, 2018. <https://www.cdc.gov/healthyyouth/data/yrbs/pdf/trendsreport.pdf> (accessed August 2019).
- 28 Ibid.
- 29 Neppl T, Jeon S, Schofield T, and Donnellan M. "The Impact of Economic Pressure on Parent Positivity, Parenting, and Adolescent Positivity into Emerging Adulthood." *Family Relations*, 64(1): 80-92, 2015. <https://www.ncbi.nlm.nih.gov/pmc/articles/PMC4321762/> (accessed August 2019).
- 30 Livingston G. "About One-Third of U.S. Children Are Living with an Unmarried Parent." *Pew Research Center*, April 27, 2018. <https://www.pewresearch.org/fact-tank/2018/04/27/about-one-third-of-u-s-children-are-living-with-an-unmarried-parent/> (accessed August 2019).
- 31 Dyer O. "US Life Expectancy Falls for Third Year in a Row." *BMJ*, 363: k5118, December 2018. <http://bmj.com/content/363/bmj.k5118.full.pdf> (accessed August 2019).
- 32 "Pain in the Nation Update: While Deaths from Alcohol, Drugs, and Suicide Slowed Slightly in 2017, Rates Are Still at Historic Highs." *Trust for America's Health*, March 5, 2019. <https://www.tfah.org/report-details/pain-in-the-nation-update-while-deaths-from-alcohol-drugs-and-suicide-slowed-slightly-in-2017-rates-are-still-at-historic-highs/> (accessed August 2019).
- 33 Division of Adolescent and School Health. *Youth Risk Behavior Survey: Data Summary and Trends Report 2007–2017*. Centers for Disease Control and Prevention, 2018. <https://www.cdc.gov/healthyyouth/data/yrbs/pdf/trendsreport.pdf> (accessed August 2019).
- 34 Ibid.
- 35 "Opioids and Adolescents." *Office of Adolescent Health*, U.S. Department of Health and Human Services, May 13, 2019. <https://www.hhs.gov/ash/oah/adolescent-development/substance-use/drugs/opioids/index.html#ftn4> (accessed August 2019).
- 36 Bose J, Hedden SL, Lipari RN, and Park-Lee E. *Key Substance Use and Mental Health Indicators in the United States: Results from the 2017 National Survey on Drug Use and Health*. Substance Abuse and Mental Health Services Administration, September 2018. <https://www.samhsa.gov/data/report/2017-nsduh-annual-national-report> (accessed August 2019).
- 37 Johnston LD, Miech RA, O'Malley PM, et al. *2018 Overview: Key Findings on Adolescent Drug Use*. Monitoring the Future, January 2019. <http://monitoringthefuture.org/pubs/monographs/mtf-overview2018.pdf> (accessed August 2019).
- 38 Ibid.
- 39 "Opioids and Adolescents." Office of Adolescent Health, U.S. Department of Health and Human Services, May 13, 2019. <https://www.hhs.gov/ash/oah/adolescent-development/substance-use/drugs/opioids/index.html#ftn4> (accessed August 2019).
- 40 Bose J, Hedden SL, Lipari RN, and Park-Lee E. *Key Substance Use and Mental Health Indicators in the United States: Results from the 2017 National Survey on Drug Use and Health*. Substance Abuse and Mental Health Services Administration, September 2018. <https://www.samhsa.gov/data/report/2017-nsduh-annual-national-report> (accessed August 2019).
- 41 "Monitoring the Future 2018 Survey Results." National Institute on Drug Abuse, December 2018. <https://www.drugabuse.gov/related-topics/trends-statistics/infographics/monitoring-future-2018-survey-results> (accessed August 2019).
- 42 Johnston LD, Miech RA, O'Malley PM, et al. *2018 Overview: Key Findings on Adolescent Drug Use*. Monitoring the Future, January 2019. <http://monitoringthefuture.org/pubs/monographs/mtf-overview2018.pdf> (accessed August 2019).
- 43 Bose J, Hedden SL, Lipari RN, and Park-Lee E. *Key Substance Use and Mental Health Indicators in the United States: Results from the 2017 National Survey on Drug Use and Health*. Substance Abuse and Mental Health Services Administration, September 2018. <https://www.samhsa.gov/data/report/2017-nsduh-annual-national-report> (accessed August 2019).
- 44 Kann L, McManus T, Harris W, et al. "Youth Risk Behavior Surveillance — United States, 2017." *Morbidity and Mortality Weekly Report*, Surveillance Summaries, 67(22-8): 1–114, 2018. <https://www.cdc.gov/mmwr/volumes/67/ss/ss6708a1.htm> (accessed August 2019).
- 45 Ibid.
- 46 Bose J, Hedden SL, Lipari RN, and Park-Lee E. *Key Substance Use and Mental Health Indicators in the United States: Results from the 2017 National Survey on Drug Use and Health*. Substance Abuse and Mental Health Services Administration, September 2018. <https://www.samhsa.gov/data/report/2017-nsduh-annual-national-report> (accessed August 2019).
- 47 Johnston LD, Miech RA, O'Malley PM, et al. *2018 Overview: Key Findings on Adolescent Drug Use*. Monitoring the Future, January 2019. <http://monitoringthefuture.org/pubs/monographs/mtf-overview2018.pdf> (accessed August 2019).
- 48 Ibid.
- 49 Bose J, Hedden SL, Lipari RN, and Park-Lee E. *Key Substance Use and Mental Health Indicators in the United States: Results from the 2017 National Survey on Drug Use and Health*. Substance Abuse and Mental Health Services Administration, September 2018. <https://www.samhsa.gov/data/report/2017-nsduh-annual-national-report> (accessed August 2019).
- 50 Johnston LD, Miech RA, O'Malley PM, et al. *2018 Overview: Key Findings on Adolescent Drug Use*. Monitoring the Future, January 2019. <http://monitoringthefuture.org/pubs/monographs/mtf-overview2018.pdf> (accessed August 2019).
- 51 Bose J, Hedden SL, Lipari RN, and Park-Lee E. *Key Substance Use and Mental Health Indicators in the United States: Results from the 2017 National Survey on Drug Use and Health*. Substance Abuse and Mental Health Services Administration, September 2018. <https://www.samhsa.gov/data/report/2017-nsduh-annual-national-report> (accessed August 2019).
- 52 "Underage and Binge Drinking Continues to Decline." *Bridging the Gaps*. <https://bridgingthegaps.com/underage-and-binge-drinking-continues-decline/> (accessed August 2019).



- 53 "Monitoring the Future 2018 Survey Results." *National Institute on Drug Abuse*, December 2018. <https://www.drugabuse.gov/related-topics/trends-statistics/infographics/monitoring-future-2018-survey-results> (accessed August 2019).
- 54 "Underage and Binge Drinking Continues to Decline." *Bridging the Gaps*. <https://bridgingthegaps.com/underage-and-binge-drinking-continues-decline/> (accessed August 2019).
- 55 "CDC WONDER 2017." *Centers for Disease Control and Prevention*, July 29, 2019. <https://wonder.cdc.gov/> (accessed August 2019).
- 56 Kochanek KD, Murphy SL, Xu J, et al. "Deaths: Final Data for 2017." *National Vital Statistics Reports*, 68(9): 1–7, June 24, 2019. [https://www.cdc.gov/nchs/data/nvsr/nvsr68/nvsr68\\_09-508.pdf](https://www.cdc.gov/nchs/data/nvsr/nvsr68/nvsr68_09-508.pdf) (accessed August 2019).
- 57 Ibid.
- 58 "Key Facts About Teen Suicide." *Child Trends*, 2019. <https://www.childtrends.org/indicators/suicidal-teens> (accessed August 2019).
- 59 Division of Adolescent and School Health. *Youth Risk Behavior Survey: Data Summary and Trends Report 2007–2017*. Centers for Disease Control and Prevention, 2018. <https://www.cdc.gov/healthyyouth/data/yrbs/pdf/trendsreport.pdf> (accessed August 2019).
- 60 Ibid.
- 61 "Drug Overdoses in Youth." *NIDA for Teens*, August 31, 2019. <https://teens.drugabuse.gov/drug-facts/drug-overdoses-youth> (accessed August 2019).
- 62 "Data Brief 329. Drug Overdose Deaths in the United States, 1999–2017." *Centers for Disease Control and Prevention*. [https://www.cdc.gov/nchs/data/databriefs/db329\\_tables-508.pdf#page=2](https://www.cdc.gov/nchs/data/databriefs/db329_tables-508.pdf#page=2) (accessed August 2019).
- 63 Scholl L, Seth P, Kariisa M, et al. "Drug and Opioid-Involved Overdose Deaths — United States, 2013–2017." *Morbidity and Mortality Weekly Report*, 67(5152): 1419–1427, 2019. [https://www.cdc.gov/mmwr/volumes/67/wr/mm675152e1.htm?s\\_cid=mm675152e1\\_w](https://www.cdc.gov/mmwr/volumes/67/wr/mm675152e1.htm?s_cid=mm675152e1_w) (accessed August 2019).
- 64 Division of Adolescent and School Health. *Youth Risk Behavior Survey: Data Summary and Trends Report 2007–2017*. Centers for Disease Control and Prevention, 2018. <https://www.cdc.gov/healthyyouth/data/yrbs/pdf/trendsreport.pdf> (accessed August 2019).
- 65 Bose J, Hedden SL, Lipari RN, and Park-Lee E. *Key Substance Use and Mental Health Indicators in the United States: Results from the 2017 National Survey on Drug Use and Health*. Substance Abuse and Mental Health Services Administration, September 2018. <https://www.samhsa.gov/data/report/2017-nsduh-annual-national-report> (accessed August 2019).
- 66 Ibid.
- 67 Kann L, McManus T, Harris W, et al. "Youth Risk Behavior Surveillance — United States, 2017." *Morbidity and Mortality Weekly Report*, Surveillance Summaries, 67(22-8): 1–114, 2018. <https://www.cdc.gov/mmwr/volumes/67/ss/ss6708a1.htm> (accessed August 2019).
- 68 "Quick Facts on the Risk of E-cigarettes for Kids, Teens, and Young Adults." *Centers for Disease Control and Prevention*, March 11, 2019. [https://www.cdc.gov/tobacco/basic\\_information/e-cigarettes/Quick-Facts-on-the-Risks-of-E-cigarettes-for-Kids-Teens-and-Young-Adults.html](https://www.cdc.gov/tobacco/basic_information/e-cigarettes/Quick-Facts-on-the-Risks-of-E-cigarettes-for-Kids-Teens-and-Young-Adults.html) (accessed August 2019).
- 69 Cullen KA, Ambrose BK, Gentzke AS, et al. "Notes from the Field: Use of Electronic Cigarettes and Any Tobacco Product Among Middle and High School Students—United States, 2011–2018." *Morbidity and Mortality Weekly Report*, 67: 1276–1277, November 2018. [https://www.cdc.gov/mmwr/volumes/67/wr/mm6745a5.htm?s\\_cid=mm6745a5\\_w](https://www.cdc.gov/mmwr/volumes/67/wr/mm6745a5.htm?s_cid=mm6745a5_w) (accessed August 2019).
- 70 "Monitoring the Future Survey Results Show Alarming Rise in Teen Vaping." *National Institute on Drug Abuse*, December 17, 2018. <https://www.drugabuse.gov/about-nida/noras-blog/2018/12/monitoring-future-survey-results-show-alarming-rise-in-teen-vaping> (accessed August 2019).
- 71 "Monitoring the Future 2018 Survey Results." *National Institute on Drug Abuse*, December 2018. <https://www.drugabuse.gov/related-topics/trends-statistics/infographics/monitoring-future-2018-survey-results> (accessed August 2019).
- 72 Budney AJ, Sargent JD, and Lee DC. "Vaping Cannabis (Marijuana): Parallel Concerns to E-Cigs?" *Addiction*, 110(11): 1699–1704, 2015.
- 73 Johnston LD, Miech RA, O'Malley PM, et al. *2018 Overview: Key Findings on Adolescent Drug Use*. Monitoring the Future, January 2019. <http://monitoringthefuture.org/pubs/monographs/mtf-overview2018.pdf> (accessed August 2019).
- 74 Bose J, Hedden SL, Lipari RN, and Park-Lee E. *Key Substance Use and Mental Health Indicators in the United States: Results from the 2017 National Survey on Drug Use and Health*. Substance Abuse and Mental Health Services Administration, September 2018. <https://www.samhsa.gov/data/report/2017-nsduh-annual-national-report> (accessed August 2019).
- 75 Johnston LD, Miech RA, O'Malley PM, et al. *2018 Overview: Key Findings on Adolescent Drug Use*. Monitoring the Future, January 2019. <http://monitoringthefuture.org/pubs/monographs/mtf-overview2018.pdf> (accessed August 2019).
- 76 Sarvet A, Wall M, Keyes K, et al. "Recent Rapid Decrease in Adolescents' Perception that Marijuana Is Harmful, But No Concurrent Increase in Use." *Drug and Alcohol Dependence*, 186: 68–74, May 2018. <https://www.ncbi.nlm.nih.gov/pubmed/29550624> (accessed August 2019).
- 77 "Results from the 2017 National Survey on Drug Use and Health: Detailed Tables." *Substance Abuse and Mental Health Services Administration*, September 7, 2018. <https://www.samhsa.gov/data/sites/default/files/cbhsq-reports/NSDUHDetailedTabs2017/NSDUHDetailedTabs2017.pdf> (accessed August 2019).
- 78 "Behavioral Health." *Youth.gov*. [https://youth.gov/youth-topics/lgbtq-youth/health-depression-and-suicide#\\_ftn](https://youth.gov/youth-topics/lgbtq-youth/health-depression-and-suicide#_ftn) (accessed August 2019).
- 79 Division of Adolescent and School Health. *Youth Risk Behavior Survey: Data Summary and Trends Report 2007–2017*. Centers for Disease Control and Prevention, 2018. <https://www.cdc.gov/healthyyouth/data/yrbs/pdf/trendsreport.pdf> (accessed August 2019).
- 80 Johns M, Lowry R, Andrzejewski J, et al. "Transgender Identity and Experiences of Violence Victimization, Substance Use, Suicide Risk, and Sexual Risk Behaviors among High School Students—19 States and Large Urban School Districts, 2017." *Morbidity and Mortality Weekly Report*, 68(3): 67, 2019.

- 81 Division of Adolescent and School Health. *Youth Risk Behavior Survey: Data Summary and Trends Report 2007–2017*. Centers for Disease Control and Prevention, 2018. <https://www.cdc.gov/healthyyouth/data/yrbs/pdf/trendsreport.pdf> (accessed August 2019).
- 82 [0]Johns M, Lowry R, Andrzejewski J, et al. “Transgender Identity and Experiences of Violence Victimization, Substance Use, Suicide Risk, and Sexual Risk Behaviors among High School Students—19 States and Large Urban School Districts, 2017.” *Morbidity and Mortality Weekly Report*, 68(3): 67, 2019.
- 83 Pane NE. “The Rate of High School-Aged Youth Considering and Committing Suicide Continues to Rise, Particularly among Female Students.” *Child Trends Blog*, November 12, 2018. <https://www.childtrends.org/high-school-aged-youth-considering-and-committing-suicide-among-female-students> (accessed August 2019).
- 84 “Fast Facts on Native American Youth and Indian Country.” *Center for Native American Youth*, The Aspen Institute. <https://assets.aspeninstitute.org/content/uploads/files/content/images/Fast%20Facts.pdf> (accessed August 2019).
- 85 Division of Adolescent and School Health. *Youth Risk Behavior Survey: Data Summary and Trends Report 2007–2017*. Centers for Disease Control and Prevention, 2018. <https://www.cdc.gov/healthyyouth/data/yrbs/pdf/trendsreport.pdf> (accessed August 2019).
- 86 Pane NE. “The Rate of High School-Aged Youth Considering and Committing Suicide Continues to Rise, Particularly among Female Students.” *Child Trends Blog*, November 12, 2018. <https://www.childtrends.org/high-school-aged-youth-considering-and-committing-suicide-among-female-students> (accessed August 2019).
- 87 Swaim R and Stanley L. “Substance Use Among American Indian Youths on Reservations Compared with a National Sample of US Adolescents.” *JAMA Network Open*, 1(1): e180382, 2018. <https://jamanetwork.com/journals/jamanetworkopen/fullarticle/2682593> (accessed August 2019).
- 88 Vestal C. “Fighting Opioid Abuse in Indian Country.” *The Pew Charitable Trusts*, December 6, 2016. <https://www.pewtrusts.org/en/research-and-analysis/blogs/stateline/2016/12/06/fighting-opioid-abuse-in-indian-country> (accessed August 2019).
- 89 Arzt NM. “Native Americans and a History of Addiction.” *Detox: An American Addiction Centers Resource*, March 11, 2019, <https://www.detox.net/understanding-addiction/native-americans/> (accessed August 2019).
- 90 Vestal C. “Fighting Opioid Abuse in Indian Country.” *The Pew Charitable Trusts*, December 6, 2016. <https://www.pewtrusts.org/en/research-and-analysis/blogs/stateline/2016/12/06/fighting-opioid-abuse-in-indian-country> (accessed August 2019).
- 91 Flanagan J. “Native Americans Are the Unseen Victims of a Broken Justice System.” *Quartz*, April 27, 2015. <https://qz.com/392342/native-americans-are-the-unseen-victims-of-a-broken-us-justice-system/> (accessed August 2019).
- 92 Johnston LD, Miech RA, O’Malley PM, et al. *2018 Overview: Key Findings on Adolescent Drug Use*. Monitoring the Future, January 2019. <http://monitoringthefuture.org/pubs/monographs/mtf-overview2018.pdf> (accessed August 2019).
- 93 Grigsby T, Foster M, Soto D, et al. “Problematic Substance Use in Hispanic Adolescents and Young Adults: Implications for Prevention Efforts.” *Substance Use & Misuse*, 49(8): 1025–1038. <https://www.ncbi.nlm.nih.gov/pmc/articles/PMC4174412/> (accessed August 2019).
- 94 Schinke S, Schwinn T, Hopkins J, and Wahlstrom L. “Drug Abuse Risk and Protective Factors among Hispanic Adolescents.” *Preventative Medicine Reports*, 3: 185–188, 2016. <https://www.ncbi.nlm.nih.gov/pmc/articles/PMC4929185/> (accessed August 2019).
- 95 Schinke S, Moncher M, Palleja J, et al. “Hispanic Youth, Substance Abuse, and Stress: Implications for Prevention Research.” *International Journal of Addictions*, 23(8): 809–826, 2010. <https://www.ncbi.nlm.nih.gov/pmc/articles/PMC2892862/> (accessed August 2019).
- 96 Jang JB, Patrick ME, Keyes KM, et al. “Frequent Binge Drinking Among US Adolescents, 1991 to 2016.” *Pediatrics*, 139(6): e20164023, 2017.
- 97 Bridge J, Horowitz L, Fontanella C, et al. “Age-Related Racial Disparity in Suicide Rates among US Youths From 2001 through 2015.” *JAMA Pediatrics*, 172(7): 697–699, 2018. <https://jamanetwork.com/journals/jamapediatrics/article-abstract/2680952?resultClick=3> (accessed August 2019).
- 98 “Age-Related Disparities in Suicide Rates Among Youth Ages 5 to 17 Years.” *Nationwide Children’s*, May 21, 2018. <https://www.nationwidechildrens.org/newsroom/news-releases/2018/05/age-related-racial-disparities-in-suicide-rates-among-youth-ages-5-to-17-years> (accessed August 2019).
- 99 APA Working Group on Health Disparities in Boys and Men. *Health Disparities in Racial/Ethnic and Sexual Minority Boys and Men*. American Psychological Association, 2018. <https://www.apa.org/pi/health-disparities/resources/race-sexuality-men-report.pdf> (accessed August 2019).
- 100 Ibid.
- 101 Ibid.
- 102 Bridge J, Horowitz L, Fontanella C, et al. “Age-Related Racial Disparity in Suicide Rates among US Youths From 2001 through 2015.” *JAMA Pediatrics*, 172(7): 697–699, 2018. <https://jamanetwork.com/journals/jamapediatrics/article-abstract/2680952?resultClick=3> (accessed August 2019).
- 103 Joe S, Canetto SS, and Romer D. “Advancing Prevention Research on the Role of Culture in Suicide Prevention.” *Suicide and Life-Threatening Behavior*, 38(3): 354–362, 2008.
- 104 Lindsey MA, Banks A, Cota CF, et al. “A Review of Treatments for Young Black Males Experiencing Depression.” *Research on Social Work Practice*, 28(3): 320–329, 2018.
- 105 Johnston LD, Miech RA, O’Malley PM, et al. *2018 Overview: Key Findings on Adolescent Drug Use*. Monitoring the Future, January 2019. <http://monitoringthefuture.org/pubs/monographs/mtf-overview2018.pdf> (accessed August 2019).
- 106 Ibid.
- 107 Ali B, Fisher DA, Miller TR, et al. “Trends in Drug Poisoning Deaths Among Adolescents and Young Adults in the United States, 2006–2015.” *Journal on Studies on Alcohol and Drugs*, 80(2): 201–210, 2019. <https://www.jsad.com/doi/full/10.15288/jsad.2019.80.201> (accessed August 2019).

- 108 Ibid.
- 109 Bello M, Khoddam R, Stone M, et al. "Poly-Product Drug Use Disparities in Adolescents of Lower Socioeconomic Status: Emerging Trends in Nicotine Products, Marijuana Products, and Prescription Drugs." *Behavior Research and Therapy*, 115: 103–110, 2019. <https://www.sciencedirect.com/science/article/abs/pii/S000579671830192X> (accessed August 2019).
- 110 Jang JB, Patrick ME, Keyes KM, et al. "Frequent Binge Drinking Among US Adolescents, 1991 to 2016." *Pediatrics*, 139(6): e20164023, 2017.
- 111 McGill N. "Education Attainment Linked to Health Throughout Lifespan: Exploring Social Determinants of Health." *The Nation's Health*, 46(6) 1–19, August 2016. <http://thenationshealth.aphapublications.org/content/46/6/1.3> (accessed August 2019).
- 112 Volkow N. "Addressing the Opioid Crisis Means Confronting Socioeconomic Disparities." *National Institute on Drug Abuse*, October 25, 2017. <https://www.drugabuse.gov/about-nida/noras-blog/2017/10/addressing-opioid-crisis-means-confronting-socioeconomic-disparities> (accessed August 2019).
- 113 Bello M, Khoddam R, Stone M, et al. "Poly-Product Drug Use Disparities in Adolescents of Lower Socioeconomic Status: Emerging Trends in Nicotine Products, Marijuana Products, and Prescription Drugs." *Behavior Research and Therapy*, 115: 103–110, 2019.
- 114 Kim D. "The Associations Between US State and Local Social Spending, Income Inequality, and Individual All-Cause and Cause-Specific Mortality: The National Longitudinal Mortality Study." *Preventative Medicine*, 84: 62–68, March 2016. <https://www.ncbi.nlm.nih.gov/pmc/articles/PMC5766344/> (accessed August 2019).
- 115 Daly M, Wilson D, and Johnson N. *Relative Status and Well-Being: Evidence from U.S. Suicide Deaths*. Working Paper 2012–16, Federal Reserve Bank of San Francisco, 2012. <https://www.frbsf.org/economic-research/files/wp12-16bk.pdf> (accessed August 2019).
- 116 Ibid.
- 117 Monnat SM and Rigg KK. "Rural Adolescents Are More Likely Than Their Urban Peers to Abuse Prescription Painkillers." *Carsey Research*, National Fact Sheet #32, University of New Hampshire Carsey School of Public Policy, October 22, 2015. <https://carsey.unh.edu/publication/prescription-painkiller-abuse> (accessed August 2019).
- 118 Fontanella CA, Hiance-Steelesmith DL, Phillips G, et al. "Widening Rural-Urban Disparities in Youth Suicides, United States, 1996-2010." *JAMA Pediatrics*, 195(5): 466–473, 2015.
- 119 Benham B. "Study: Suicide Rates in Rural Areas Higher Than in Urban Areas Due Largely to Use of Firearms." *Johns Hopkins University*, August 17, 2017. <https://hub.jhu.edu/2017/08/17/high-suicide-rates-guns-rural-communities/> (accessed August 2019).
- 120 "Substance Abuse in Rural Areas," *Rural Health Information Hub*, February 20, 2018. <https://www.ruralhealthinfo.org/topics/substance-abuse> (accessed August 2019).
- 121 "Suicide Rising Across the U.S." *Vital Signs*, Centers for Disease Control and Prevention, June 2018. <https://www.cdc.gov/vitalsigns/pdf/vs-0618-suicide-H.pdf> (accessed August 2019).
- 122 Bose J, Hedden SL, Lipari RN, and Park-Lee E. *Key Substance Use and Mental Health Indicators in the United States: Results from the 2017 National Survey on Drug Use and Health*. Substance Abuse and Mental Health Services Administration, September 2018. <https://www.samhsa.gov/data/report/2017-nsduh-annual-national-report> (accessed August 2019).
- 123 Ibid.
- 124 Ibid.
- 125 Division of Adolescent and School Health. *Youth Risk Behavior Survey: Data Summary and Trends Report 2007–2017*. Centers for Disease Control and Prevention, 2018. <https://www.cdc.gov/healthyyouth/data/yrbs/pdf/trendsreport.pdf> (accessed August 2019).
- 126 Ibid.
- 127 Bhatta M, Jefferis E, Kavadas A, et al. "Suicidal Behaviors Among Adolescents in Juvenile Detention: Role of Adverse Life Experiences." *Plos One*, 9(2): e89408, February 24, 2014. <https://journals.plos.org/plosone/article?id=10.1371/journal.pone.0089408> (accessed August 2019).
- 128 "Mental Health: Prevalence." *Youth.gov*. <http://youth.gov/youth-topics/youth-mental-health/prevalence-mental-health-disorders-among-youth> (accessed August 2019).
- 129 McClelland GM, Elkington K, Teplin L, and Abram K. "Multiple Substance Use Disorders in Juvenile Detainees." *Journal of the American Academy of Child Adolescent Psychiatry*, 43(10): 1215–1224, 2004.
- 130 McClelland GM, Elkington K, Teplin L, and Abram K. "Detection and Prevalence of Substance Use Among Juvenile Detainees." *Juvenile Justice Bulletin*, U.S. Department of Justice, June 2004. <https://www.ncjrs.gov/pdffiles1/ojdp/203934.pdf> (accessed August 2019).
- 131 "What Are the Unique Treatment Needs of Juveniles in the Criminal Justice System?" *National Institute on Drug Abuse*, April 18, 2014. <https://www.drugabuse.gov/publications/principles-drug-abuse-treatment-criminal-justice-populations/what-are-unique-treatment-needs-juveniles-in-crimin> (accessed August 2019).
- 132 Stokes ML, McCoy K, Abram K, et al. "Suicidal Ideation and Behavior in Youth in the Juvenile Justice System: A Review of the Literature." *Journal of Correctional Health Care*, 21(3): 222–242, 2015.
- 133 Gallagher C and Dobrin A. "Deaths in Juvenile Justice Residential Facilities." *Journal of Adolescent Health*, 38(6): 662–668, 2006. <https://www.ncbi.nlm.nih.gov/pmc/articles/PMC5704936/> (accessed August 2019).
- 134 The National Center on Addiction and Substance Abuse. *Criminal Neglect: Substance Abuse, Juvenile Justice and the Children Left Behind*. Columbia University, October 2004. <https://www.centeronaddiction.org/addiction-research/reports/criminal-neglect-substance-abuse-juvenile-justice-and-children-left> (accessed August 2019).
- 135 Moore H, Benbenishty R, Astor R, and Rice E. "The Positive Role of School Climate on School Victimization, Depression, and Suicidal Ideation Among School-Attending Homeless Youth." *Journal of School Violence*, 17(3): 298–310, 2018. <https://www.tandfonline.com/doi/abs/10.1080/15388220.2017.1322518> (accessed August 2019).
- 136 Ibid.



- 137 Gomez R, Thompson S, and Barczyk A. "Factors Associated With Substance Use Among Homeless Young Adults." *Substance Abuse*, 31(1): 24–34, 2010. <https://www.ncbi.nlm.nih.gov/pmc/articles/PMC2856116/> (accessed August 2019).
- 138 Moore H, Benbenishty R, Astor R, and Rice E. "The Positive Role of School Climate on School Victimization, Depression, and Suicidal Ideation Among School-Attending Homeless Youth." *Journal of School Violence*, 17(3): 298–310, 2018. <https://www.tandfonline.com/doi/abs/10.1080/15388220.2017.1322518> (accessed August 2019).
- 139 Heneghan A, Stein R, Hurlburt M, et al. "Mental Health Problems in Teens Investigated by U.S. Child Welfare Agencies." *Journal of Adolescent Health*, 52(5): 634–640, 2013. <https://www.sciencedirect.com/science/article/pii/S1054139X12007033> (accessed August 2019).
- 140 Ibid.
- 141 "Mental Health: Prevalence." *Youth.gov*. <http://youth.gov/youth-topics/youth-mental-health/prevalence-mental-health-disorders-among-youth> (accessed August 2019).
- 142 "Youth." *Substance Abuse and Mental Health Services*, April 24, 2019. <https://www.samhsa.gov/homelessness-programs-resources/hpr-resources/youth> (accessed August 2019).
- 143 "Foster Care Providers: Helping Youth at Risk for Suicide." *Suicide Prevention Resource Center*. <http://www.sprc.org/sites/default/files/resource-program/Fostercare.pdf> (accessed August 2019).
- 144 "Mental Health: Prevalence." *Youth.gov*. <http://youth.gov/youth-topics/youth-mental-health/prevalence-mental-health-disorders-among-youth> (accessed August 2019).
- 145 "Youth." *Substance Abuse and Mental Health Services*, April 24, 2019. <https://www.samhsa.gov/homelessness-programs-resources/hpr-resources/youth> (accessed August 2019).
- 146 "Foster Care Providers: Helping Youth at Risk for Suicide." *Suicide Prevention Resource Center*. <http://www.sprc.org/sites/default/files/resource-program/Fostercare.pdf> (accessed August 2019).
- 147 Cederbaum J, Gilreath T, Benbenishty R, et al. "Well-Being and Suicidal Ideation of Secondary School Students from Military Families." *Journal of Adolescent Health*, 54(6): 672–677, 2014.
- 148 Ibid.
- 149 Collins E. "Experts Explain Mental State of Military Children." *Soldiers Magazine*, May 1, 2015. [https://www.army.mil/article/147786/experts\\_explain\\_mental\\_state\\_of\\_military\\_children](https://www.army.mil/article/147786/experts_explain_mental_state_of_military_children) (accessed August 2019).
- 150 López N and Gadsden VL. "Health Inequities, Social Determinants, and Intersectionality." *National Academy of Medicine, Discussion Paper*: 119–128, December 5, 2016. <https://nam.edu/health-inequities-social-determinants-and-intersectionality/> (accessed August 2019).
- 151 Bostwik W, Meyer I, Aranda F, et al. "Mental Health and Suicidality Among Racially/Ethnically Diverse Sexual Minority Youths." *American Journal of Public Health*, 104(6): 1129–1136, 2014. <https://www.ncbi.nlm.nih.gov/pmc/articles/PMC4062032/> (accessed August 2019).
- 152 Van Leeuwen JM, Boyle S, Salomonsen-Sautel S, et al. "Lesbian, Gay, and Bisexual Homeless Youth: An Eight City Public Health Perspective." *Child Welfare*, 85(2): 151–170, 2006.
- 153 Marshal M, Friedman M, Stall R, et al. "Sexual Orientation and Adolescent Substance Use: A Meta-Analysis and Methodological Review." *Addiction*, 103(4): 546–556, April 2008. <https://www.ncbi.nlm.nih.gov/pmc/articles/PMC2680081/> (accessed August 2019).
- 154 Fish J and Baams L. "Trends in Alcohol-Related Disparities Between Heterosexual and Sexual Minority Youth from 2007 to 2015: Findings from the Youth Risk Behavior Survey." *LGBT Health*, 5(6): 359–367, September 1, 2018. <https://www.ncbi.nlm.nih.gov/pmc/articles/PMC6145035/> (accessed August 2019).
- 155 Watson RJ, Goodenow C, Porta C, et al. "Substance Use Among Sexual Minorities: Has It Actually Gotten Better?" *Substance Use & Misuse*, 53(7): 1221–1228, 2018. <https://www.tandfonline.com/doi/abs/10.1080/10826084.2017.1400563?journalCode=ism20> (accessed August 2019).
- 156 Peter T, Edkins T, Watson R, et al. "Trends in Suicidality Among Sexual Minority and Heterosexual Students in a Canadian Population-Based Cohort Study." *Psychology of Sexual Orientation and Gender Diversity*, 4(1): 115–123, 2017. <https://www.ncbi.nlm.nih.gov/pmc/articles/PMC5758336/> (accessed August 2019).
- 157 Sawyer SM, Afifi RA, Bearinger LH, et al. "Adolescence: a Foundation for Future Health." *The Lancet*, 379(9826): 1630–1640, 2012.
- 158 Spezza C. "Social Determinants of Health: A Common Language for Collaborating Across Sectors." *Prevention Tactics*, 9(13), 2015. <http://www.cars-rp.org/wp-content/uploads/2015/11/Prevention-Tactics-Vol9-No13-2015.pdf> (accessed August 2019).
- 159 "Risk and Protective Factors." *Youth.gov*. <https://youth.gov/youth-topics/youth-mental-health/risk-and-protective-factors-youth> (accessed August 2019).
- 160 Office of the Surgeon General. *Facing Addiction in America: The Surgeon General's Report on Alcohol, Drugs, and Health*. U.S. Department of Health and Human Services, November 2016. <https://addiction.surgeongeneral.gov/sites/default/files/surgeon-generals-report.pdf> (accessed August 2019).
- 161 Office of the Surgeon General and National Action Alliance for Suicide Prevention. *2012 National Strategy for Suicide Prevention: Goals and Objectives for Action: A Report of the U.S. Surgeon General and of the National Action Alliance for Suicide Prevention*. U.S. Department of Health and Human Services, September 2012. <https://www.ncbi.nlm.nih.gov/pubmed/23136686> (accessed August 2019).
- 162 "Risk and Protective Factors," *Substance Abuse and Mental Health Administration*. <https://www.samhsa.gov/sites/default/files/20190718-samhsa-risk-protective-factors.pdf> (accessed August 2019).
- 163 McLeod J and Owens T. "Psychological Well-Being in the Early Life Course: Variations by Socioeconomic Status, Gender, and Race/Ethnicity." *Social Psychology Quarterly*, 67(3): 257–278, 2004. <https://journals.sagepub.com/doi/abs/10.1177/019027250406700303> (accessed August 2019).

- 164 For a detailed discussion of the continuous interplay between biology and the environment during adolescence, see: National Academies of Sciences, Engineering, and Medicine. "Chapter 3: How Environment 'Gets Under the Skin.'" In: [0] *The Promise of Adolescence: Realizing Opportunity for All Youth*. Washington, D.C.: The National Academies Press, 2019.
- 165 National Academies of Sciences, Engineering, and Medicine. *The Promise of Adolescence: Realizing Opportunity for All Youth*. Washington, D.C.: The National Academies Press, 2019.
- 166 For a detailed discussion of many of these influences, see: National Academies of Sciences, Engineering, and Medicine. "Chapter 4: Inequity and Adolescence." In: [0] *The Promise of Adolescence: Realizing Opportunity for All Youth*. Washington, D.C.: The National Academies Press, 2019.
- 167 National Research Council and Institute of Medicine. "Chapter 8: Race, Crime, and Juvenile Justice: The Issue of Racial Disparity." In: *Juvenile Crime, Juvenile Justice*. Washington, D.C.: National Academy Press, 2001. <https://www.nap.edu/read/9747/chapter/8#240> (accessed August 2019).
- 168 Parker K, Horowitz J, and Stepler R. "Section 2. Americans See Different Expectations for Men and Women." In: *On Gender Differences, No Consensus on Nature vs. Nurture*. Washington, D.C.: Pew Research Center, 2017. <https://www.pewsocialtrends.org/2017/12/05/americans-see-different-expectations-for-men-and-women/> (accessed August 2019).
- 169 "Adolescent Development Explained: Social Development." *Office of Population Affairs*, U.S. Department of Health and Human Services, July 29, 2018. <https://www.hhs.gov/ash/oah/adolescent-development/explained/social/index.html> (accessed August 2019).
- 170 "What Is SEL?" CASEL. <https://casel.org/what-is-sel/> (accessed August 2019).
- 171 Ibid.
- 172 Ibid.
- 173 O'Connell ME, Boat T, and Warner KE. *Preventing Mental, Emotional, and Behavioral Disorders Among Young People: Progress and Possibilities*. Washington, D.C.: National Academies Press, 2009.
- 174 Murphey D, Barry M, and Vaughn B. "Positive Mental Health: Resilience." *Adolescent Health Highlight, Child Trends*, January 2013. [https://www.childtrends.org/wp-content/uploads/2013/03/Child\\_Trends-2013\\_11\\_01\\_AHH\\_Resilience.pdf](https://www.childtrends.org/wp-content/uploads/2013/03/Child_Trends-2013_11_01_AHH_Resilience.pdf) (accessed August 2019).
- 175 Center for Mental Health Services. *Promotion and Prevention in Mental Health: Strengthening Parenting and Enhancing Child Resilience*. Substance Abuse and Mental Health Services Administration, June 2017. <https://store.samhsa.gov/product/strengthening-parenting-enhancing-child-resilience/svp07-0186> (accessed August 2019).
- 176 Murray DW, Rosanbalm K, and Christopoulos C. *Self-Regulation and Toxic Stress Report 4: Implications for Programs and Practice*. Office Adolescent Health, Office of Planning, Research and Evaluation, December 2, 2016. [https://www.acf.hhs.gov/sites/default/files/opre/acf\\_report\\_4\\_final\\_rev\\_11182016\\_b5082.pdf](https://www.acf.hhs.gov/sites/default/files/opre/acf_report_4_final_rev_11182016_b5082.pdf) (accessed August 2019).
- 177 "Multiple Adverse Experiences in Early Childhood Linked to Poor Health in Teen, Preteen Years." *Medical Life Sciences News*, October 30, 2017. <https://www.news-medical.net/news/20171030/Multiple-adverse-experiences-in-early-childhood-linked-to-poor-health-in-teen-preteen-years.aspx> (accessed August 2019).
- 178 Kerr D, Capaldi D, Pears K, and Owen L. "A Prospective Three Generational Study of Fathers' Constructive Parenting: Influences from Family of Origin, Adolescent Adjustment, and Offspring Temperament." *Developmental Psychology*, 45(5): 1257–1275, September 2009.
- 179 Jones DE, Karoly LA, Crowley DM, and Greenberg MT. "Considering Valuation of Noncognitive Skills in Benefit-Cost Analysis of Programs for Children." *Journal of Benefit-Cost Analysis*, 6(3): 471–507, 2015. <https://www.cambridge.org/core/journals/journal-of-benefit-cost-analysis/article/considering-valuation-of-noncognitive-skills-in-benefit-cost-analysis-of-programs-for-children-1/7332B45BEF5075E04682475053E7A253> (accessed August 2019).
- 180 National Scientific Council on the Developing Child. *Supportive Relationships and Active Skill-Building Strengthen the Foundations of Resilience*. Working Paper 13. Center on the Developing Child at Harvard University, 2015. <https://developingchild.harvard.edu/resources/supportive-relationships-and-active-skill-building-strengthen-the-foundations-of-resilience/> (accessed August 2019).
- 181 Yeager D. "Social and Emotional Learning Programs for Adolescents." *The Future of Children*, 27(1): 73–94, Spring 2017.
- 182 Ibid.
- 183 "Botvin LifeSkills Training (LST)." *EPIS Center*, October 17, 2018. <http://www.episcenter.psu.edu/sites/default/files/LST%20FAQ%2010.17.18.pdf> (accessed August 2019).
- 184 Robertson EB, David SL, and Rao SA. *Preventing Drug Use Among Children and Adolescents: A Research-Based Guide for Parents, Educators, and Community Leaders*. National Institute on Drug Abuse, October 2003. [https://www.drugabuse.gov/sites/default/files/redbook\\_0.pdf](https://www.drugabuse.gov/sites/default/files/redbook_0.pdf) (accessed August 2019).
- 185 "Botvin LifeSkills Training (LST)." *EPIS Center*, October 17, 2018. <http://www.episcenter.psu.edu/sites/default/files/LST%20FAQ%2010.17.18.pdf> (accessed August 2019).
- 186 Swain-Bradway J, Johnson SL, Bradshaw C, et al. "What Are the Economic Costs of Implementing SWPBIS in Comparison to the Benefits from Reducing Suspensions?" *Positive Behavioral Interventions and Supports*, November 2017. <https://www.pbis.org/evaluation/evaluation-briefs/economic-costs> (accessed August 2019).
- 187 Horner RH, Smolkowski K, Todd AW, et al. "A Randomized, Waitlist-Controlled Effectiveness Trial Assessing School-Wide Positive Behavior Support in Elementary Schools." *Journal of Positive Behavior Interventions*, 1(3): 133–144, 2009.
- 188 Hernandez L, Rodriguez AM, and Spirito A. "Brief Family-Based Intervention for Substance Abusing Adolescents." *Child and Adolescent Psychiatric Clinics*, 24(3): 585–599, 2015.
- 189 "Evidence-Based Programs: Family Check-Up." *Reach Institute*, Arizona State University. <https://reachinstitute.asu.edu/programs/family-check-up> (accessed August 2019).



- 190 "The Family Check-Up Offers Big Impact for Brief Intervention." *Trillium Community Health Plan*, February 2, 2017. [https://www.trilliumohp.com/newsroom/The\\_Family\\_Check-Up\\_Offers\\_Big\\_Impact\\_for\\_Brief\\_Intervention.html](https://www.trilliumohp.com/newsroom/The_Family_Check-Up_Offers_Big_Impact_for_Brief_Intervention.html) (accessed August 2019).
- 191 Steiner RJ, Sheremenko G, Lesesne C, et al. "Adolescent Connectedness and Adult Health Outcomes." *Pediatrics*, e20183766, 2019.
- 192 Ibid.
- 193 "School Connectedness." *Centers for Disease Control and Prevention*, August 7, 2018. [https://www.cdc.gov/healthyyouth/protective/school\\_connectedness.htm](https://www.cdc.gov/healthyyouth/protective/school_connectedness.htm) (accessed August 2019).
- 194 "Connectedness as a Strategic Direction for the Prevention of Suicidal Behavior." *Centers for Disease Control and Prevention*. [https://www.cdc.gov/violenceprevention/pdf/suicide\\_strategic\\_direction-one-pager-a.pdf](https://www.cdc.gov/violenceprevention/pdf/suicide_strategic_direction-one-pager-a.pdf) (accessed August 2019).
- 195 Boutelle K, Eisenberg M, Gregory M, and Neumark-Sztainer D. "The Reciprocal Relationship Between Parent-Child Connectedness and Adolescent Emotional Functioning over 5 Years." *Journal of Psychosomatic Research*, 66(4): 309–3016, April 2009. <https://www.sciencedirect.com/science/article/pii/S0022399908005242> (accessed August 2019).
- 196 Matlin S, Molock S, and Tebes J. "Suicidality and Depression among African American Adolescents: The Role of Family and Peer Support and Community Connectedness." *American Journal of Orthopsychiatry*, 81(1): 108–117, January 2011. <https://www.ncbi.nlm.nih.gov/pmc/articles/PMC3058298/> (accessed August 2019).
- 197 "Risk and Protective Factors." *Check and Connect*. [http://checkandconnect.umn.edu/docs/Info\\_RiskProtectiveFactors.pdf](http://checkandconnect.umn.edu/docs/Info_RiskProtectiveFactors.pdf) (accessed August 2019).
- 198 Kerr D, Preuss L, and King C. "Suicidal Adolescents' Social Support from Family and Peers: Gender-Specific Associations with Psychopathology." *Journal of Abnormal Child Psychology*, 34(1): 103–114, 2006. [https://deepblue.lib.umich.edu/bitstream/handle/2027.42/42968/10802\\_2005\\_Article\\_9005.pdf?sequence=1&isAllowed=](https://deepblue.lib.umich.edu/bitstream/handle/2027.42/42968/10802_2005_Article_9005.pdf?sequence=1&isAllowed=) (accessed August 2019).
- 199 Ackard D, Neumark-Sztainer D, Story M, and Perry C. "Parent-Child Connectedness and Behavioral and Emotional Health Among Adolescents." *American Journal of Preventive Medicine*, 30(1): 59–66. <https://www.sciencedirect.com/science/article/pii/S074937970500365X> (accessed August 2019).
- 200 Kerr D, Preuss L, and King C. "Suicidal Adolescents' Social Support from Family and Peers: Gender-Specific Associations with Psychopathology." *Journal of Abnormal Child Psychology*, 34(1): 103–114, 2006. [https://deepblue.lib.umich.edu/bitstream/handle/2027.42/42968/10802\\_2005\\_Article\\_9005.pdf?sequence=1&isAllowed=](https://deepblue.lib.umich.edu/bitstream/handle/2027.42/42968/10802_2005_Article_9005.pdf?sequence=1&isAllowed=) (accessed August 2019).
- 201 Hair EC, Jager J, and Garrett SB. "Helping Teens Develop Healthy Social Skills and Relationships: What the Research Shows about Navigating Adolescence." *Child Trends Research Brief*, July 2002. [https://www.childtrends.org/wp-content/uploads/2002/07/Child\\_Trends-2002\\_07\\_01\\_RB\\_TeenSocialSkills.pdf](https://www.childtrends.org/wp-content/uploads/2002/07/Child_Trends-2002_07_01_RB_TeenSocialSkills.pdf) (accessed August 2019).
- 202 Thomas R, Lorenzetti D, and Spragins W. "Systematic Review of Mentoring to Prevent or Reduce Alcohol and Drug Use by Adolescents." *Academic Pediatrics*, 13(4): 292–299, July–August 2013. <https://www.ncbi.nlm.nih.gov/pubmed/23830016> (accessed August 2019).
- 203 "The Connection to Adolescent Health." *Office of Adolescent Health*, U.S. Department of Health and Human Service, May 13, 2019. <https://www.hhs.gov/ash/oah/adolescent-development/positive-youth-development/what-is-positive-youth-development/connection/index.html> (accessed August 2019).
- 204 "Interpersonal Relationships." *National Mentoring Resource Center*. <https://nationalmentoringresourcecenter.org/index.php/toolkit/item/261-interpersonal-relationships.html> (accessed August 2019).
- 205 Child and Adolescent Health Measurement Initiative. *2017 National Survey of Children's Health*. Data Resource Center for Child & Adolescent Health. <https://www.childhealthdata.org/browse/survey/results?q=6686&r=1&g=675> (accessed August 2019).
- 206 Ibid.
- 207 Ibid.
- 208 Cole M and Cole S. *The Development of Children 3*. New York, NY: W.H. Freeman and Company, 1996.
- 209 Matlin S, Molock S, and Tebes J. "Suicidality and Depression among African American Adolescents: The Role of Family and Peer Support and Community Connectedness." *American Journal of Orthopsychiatry*, 81(1): 108–117, January 2011. <https://www.ncbi.nlm.nih.gov/pmc/articles/PMC3058298/> (accessed August 2019).
- 210 Ibid.
- 211 Laird R, Pettit G, Dodge K, and Bates J. "Peer Relationship Antecedents of Delinquent Behavior in Late Adolescence: Is There Evidence of Demographic Group Differences in Developmental Processes?" *Development and Psychopathology*, 17(1): 127–144, 2009. <https://www.ncbi.nlm.nih.gov/pmc/articles/PMC2747367/#R58> (accessed August 2019).
- 212 Osher D, Kendziora K, Spier E, et al. "School Influences on Child and Youth Development." In: *Defining Prevention Science*. Boston, MA: Springer, 2014: 151–169.
- 213 National Scientific Council on the Developing Child. *Supportive Relationships and Active Skill-Building Strengthen the Foundations of Resilience*. Working Paper 13. Center on the Developing Child at Harvard University, 2015. <https://developingchild.harvard.edu/resources/supportive-relationships-and-active-skill-building-strengthen-the-foundations-of-resilience/> (accessed August 2019).
- 214 Payne A, Gottfredson D, and Gottfredson G. "Schools as Communities: The Relationships Among Communal School Organization, Student Bonding, and School Disorder." *Criminology*, 41(3): 749–777, 2003.
- 215 Cohen J and Geier V. "School Climate Research Summary." *School Climate Brief*, 1: 1–6, 2010.
- 216 "School Climate." *National Center on Safe Supportive Learning Environments*. <https://safesupportivelearning.ed.gov/safe-and-healthy-students/school-climate> (accessed August 2019).
- 217 "School Connectedness." *American Psychological Association*. <https://www.apa.org/pi/lgbt/programs/safe-supportive/school-connectedness> (accessed August 2019).

- 218 Jose P and Lim B. "Social Connectedness Predicts Lower Loneliness and Depressive Symptoms over Time in Adolescents." *Open Journal of Depression*, 3: 14–163, 2014. [https://file.scirp.org/pdf/OJD\\_2014082711275024.pdf](https://file.scirp.org/pdf/OJD_2014082711275024.pdf) (accessed August 2019).
- 219 Payne A. "A Multilevel Analysis of the Relationships Among Communal School Organization, Student Bonding, and School Disorder." *Journal of Research in Crime and Delinquency*, 45(4): 429–455, 2008.
- 220 "School Connectedness." *American Psychological Association*. <https://www.apa.org/pi/lgbt/programs/safe-supportive/school-connectedness> (accessed August 2019).
- 221 Bond L, Butler H, Thomas L, et al. "Social and School Connectedness in Early Secondary School as Predictors of Late Teenage Substance Use, Mental Health, and Academic Outcomes." *Journal of Adolescent Health*, 40(4): 37.e9–37.e18, (2007). <https://www.sciencedirect.com/science/article/pii/S1054139X06004228> (accessed August 2019).
- 222 LaRusso M, Romer D, and Selman R. "Teachers as Builders of Respectful School Climates: Implications for Adolescent Drug Use Norms and Depressive Symptoms in High School." *Journal of Youth and Adolescence*, 37: 386, 2008. <https://doi.org/10.1007/s10964-007-9212-4> (accessed August 2019).
- 223 "School Connectedness." *American Psychological Association*. <https://www.apa.org/pi/lgbt/programs/safe-supportive/school-connectedness> (accessed August 2019).
- 224 Whitaker K, Shapiro V, and Shields J. "School-Based Protective Factors Related to Suicide for Lesbian, Gay, and Bisexual Adolescents." *Journal of Adolescent Health*, 58(1): 63–68, 2015. <https://escholarship.org/uc/item/75v4f7b0> (accessed August 2019).
- 225 Division of Adolescent and School Health. *Youth Risk Behavior Survey: Data Summary and Trends Report 2007–2017*. Centers for Disease Control and Prevention, 2018. <https://www.cdc.gov/healthyyouth/data/yrbs/pdf/trendsreport.pdf> (accessed August 2019).
- 226 "Strategic Direction for the Prevention of Suicidal Behavior: Promoting Individual, Family, and Community Connectedness." *Centers for Disease Control and Prevention*. [https://stacks.cdc.gov/view/cdc/5275/cdc\\_5275\\_DS1.pdf](https://stacks.cdc.gov/view/cdc/5275/cdc_5275_DS1.pdf) (accessed August 2019).
- 227 Klierer W, Cunningham J, Diehl R, et al. "Violence Exposure and Adjustment in Inner-City Youth: Child and Caregiver Emotion Regulation Skill, Caregiver-Child Relationship Quality, and Neighborhood Cohesion as Protective Factor." *Journal of Clinical Child and Adolescent Psychology*, 33(3): 477–487, September 2004.
- 228 Aneshensel C and Sucoff C. "The Neighborhood Context of Adolescent Mental Health." *Journal of Health and Social Behavior*, 37(4): 293–310, December 1996.
- 229 Mayberry M, Espelage D, and Koenig B. "Multilevel Modeling of Direct Effects and Interactions of Peers, Parents, School, and Community Influences on Adolescent Substance Use." *Journal of and Youth Adolescence*, 38(8): 1038–1049, 2009. [https://www.academia.edu/8891019/Multilevel\\_Modeling\\_of\\_Direct\\_Effects\\_and\\_Interactions\\_of\\_Peers\\_Parents\\_School\\_and\\_Community\\_Influences\\_on\\_Adolescent\\_Substance\\_Use](https://www.academia.edu/8891019/Multilevel_Modeling_of_Direct_Effects_and_Interactions_of_Peers_Parents_School_and_Community_Influences_on_Adolescent_Substance_Use) (accessed August 2019).
- 230 "National Survey of Children's Health." *U.S. Census Bureau*. <https://www.census.gov/programs-surveys/nsch.html> (accessed August 2019).
- 231 "School Climate and Social and Emotional Learning: The Integration of Two Approaches." *Penn State and Robert Wood Johnson Foundation*, January 2018. <http://prevention.psu.edu/uploads/files/rwjf443059.pdf> (accessed August 2019).
- 232 "A Thriving Large-Scale Innovative and Successful Character Initiative." *Character.org*. <https://www.character.org/a-thriving-large-scale-innovative-and-successful-character-initiative/> (accessed August 2019).
- 233 "School Connectedness." *American Psychological Association*. <https://www.apa.org/pi/lgbt/programs/safe-supportive/school-connectedness> (accessed August 2019).
- 234 Gage NA, Whitford DK, and Katsiyannis A. "A Review of Schoolwide Positive Behavior Interventions and Supports as a Framework for Reducing Disciplinary Exclusions." *The Journal of Special Education*, 52(3): 142–151, 2018.
- 235 Welsh RO and Little S. "The School Discipline Dilemma: A Comprehensive Review of Disparities and Alternative Approaches." *Review of Educational Research*, 88(5): 752–794, 2018.
- 236 "Connectedness as a Strategic Direction for the Prevention of Suicidal Behavior." *Centers for Disease Control and Prevention*. [https://www.cdc.gov/violenceprevention/pdf/suicide\\_strategic\\_direction-one-pager-a.pdf](https://www.cdc.gov/violenceprevention/pdf/suicide_strategic_direction-one-pager-a.pdf) (accessed August 2019).
- 237 Klierer W, Cunningham J, Diehl R, et al. "Violence Exposure and Adjustment in Inner-City Youth: Child and Caregiver Emotion Regulation Skill, Caregiver-Child Relationship Quality, and Neighborhood Cohesion as Protective Factor." *Journal of Clinical Child and Adolescent Psychology*, 33(3): 477–487, September 2004.
- 238 Aneshensel C and Sucoff C. "The Neighborhood Context of Adolescent Mental Health." *Journal of Health and Social Behavior*, 37(4): 293–310, December 1996.
- 239 Marx RA and Kettrey HH. "Gay-Straight Alliances Are Associated with Lower Levels of School-Based Victimization of LGBTQ+ Youth: A Systematic Review and Meta-Analysis." *Journal of Youth and Adolescence*, 45(7): 1269–1282, 2016.
- 240 Robertson EB, David SL, and Rao SA. *Preventing Drug Use Among Children and Adolescents: A Research-Based Guide for Parents, Educators, and Community Leaders*. National Institute on Drug Abuse, October 2003. [https://www.drugabuse.gov/sites/default/files/redbook\\_0.pdf](https://www.drugabuse.gov/sites/default/files/redbook_0.pdf) (accessed August 2019).
- 241 "Welcome." *Strengthening Families Program*. <https://www.strengtheningfamiliesprogram.org/> (accessed August 2019).
- 242 Ibid.
- 243 "Program Descriptions." *Strengthening Families Program*. <https://www.strengtheningfamiliesprogram.org/about.html> (accessed August 2019).
- 244 Ibid.
- 245 LoBraico E, Fosco G, Crowley D, et al. "Examining Intervention Component Dosage Effects on Substance Use Initiation in the Strengthening Families Program: For Parents and Youth Ages 10–14." *Prevention Science*, 20(6): 852–862, 2019. <https://www.ncbi.nlm.nih.gov/pubmed/30729364> (accessed August 2019).

- 246 "Welcome." *Strengthening Families Program*. <https://www.strengtheningfamiliesprogram.org/> (accessed August 2019).
- 247 "Strengthening Families Program: For Parents and Youth 10-14." *Iowa State University: Extension and Outreach*. <https://www.extension.iastate.edu/sfp10-14/> (accessed August 2019).
- 248 Ibid.
- 249 "What Is the Strengthening Families Program?" *Strengthening Families Foundation*. <https://strengtheningfamiliesfoundation.org/program-overview/> (accessed August 2019).
- 250 "Program Descriptions." *Strengthening Families Program*. <https://www.strengtheningfamiliesprogram.org/about.html> (accessed August 2019).
- 251 Barrios R, Underwood J, McManus T, et al. "Impact of an Education Agency-Based Program on Adolescent Health Risk and Protective Behaviors." Presented at the National HIV Prevention Conference, Atlanta, GA, March 19, 2019.
- 252 Federal Commission on School Safety. *Final Report of the Federal Commission on School Safety*. U.S. Department of Education, December 18, 2018. <https://www2.ed.gov/documents/school-safety/school-safety-report.pdf> (accessed August 2019).
- 253 Vaillancourt T, Faris R, and Mishna F. "Cyberbullying in Children and Youth: Implications for Health and Clinical Practice." *The Canadian Journal of Psychiatry*, 62(6): 368–373, 2017. <https://journals.sagepub.com/doi/10.1177/0706743716684791> (accessed August 2019).
- 254 Beran T and Li Q. "Cyber Harassment: A Study of a New Method for an Old Behavior." *Journal of Educational Computing Research*, 32(3): 265–277, 2005.
- 255 Shariff S. *Cyber-Bullying: Issues and Solutions for the School, the Classroom and the Home*. Canada: Routledge, 2008.
- 256 Donegan R. "Bullying and Cyberbullying: History, Statistics, Law, Prevention and Analysis." *Strategic Communication Elon University*, 3(1): 33–42, 2012. [http://online.ucv.es/wp-content/blogs.dir/15/files/2015/02/2012\\_DoneganRichard\\_Bullying-and-Cyberbullying\\_Articulo.pdf](http://online.ucv.es/wp-content/blogs.dir/15/files/2015/02/2012_DoneganRichard_Bullying-and-Cyberbullying_Articulo.pdf) (accessed August 2019).
- 257 Lup K, Trub L, and Rosenthal L. "Instagram #Instasad?: Exploring Associations among Instagram Use, Depressive Symptoms, Negative Social Comparison, and Strangers Followed." *Cyberpsychology, Behavior, and Social Networking*, 18(5): 247–252, May 2015. <https://www.liebertpub.com/doi/abs/10.1089/cyber.2014.0560> (accessed August 2019).
- 258 Rideout V and Fox S. *Digital Health Practices, Social Media Use, and Mental Well-Being among Teens and Young Adults in the U.S.* Hopelab and Well Being Trust. <http://learning.wellbeingtrust.org/wbt-flipbooks/digital-health-practices-social-media-use-and-mental-well-being-among-teens-and-young-adults-in-the-u-s> (accessed August 2019).
- 259 Durkee T, Hadlaczky G, Westerlund M, et al. "Internet Pathways in Suicidality: A Review of the Evidence." *International Journal of Environmental Research and Public Health*, 8(10): 3938–3952, October 2011. <https://www.ncbi.nlm.nih.gov/pubmed/22073021> (accessed August 2019).
- 260 Rideout V and Fox S. *Digital Health Practices, Social Media Use, and Mental Well-Being among Teens and Young Adults in the U.S.* Hopelab and Well Being Trust. <http://learning.wellbeingtrust.org/wbt-flipbooks/digital-health-practices-social-media-use-and-mental-well-being-among-teens-and-young-adults-in-the-u-s> (accessed August 2019).
- 261 Ibid.
- 262 Lyons A. "Young People and Alcohol Marketing on Social Media." *Drink Tank*, February 11, 2017. <http://drinktank.org.au/2017/11/young-people-alcohol-marketing-social-media/> (accessed August 2019).
- 263 "Brew Influencers." *Market Watch*, October 12, 2017. <http://marketwatchmag.com/brew-influencers/> (accessed August 2019).
- 264 Rideout V and Fox S. *Digital Health Practices, Social Media Use, and Mental Well-Being among Teens and Young Adults in the U.S.* Hopelab and Well Being Trust. <http://learning.wellbeingtrust.org/wbt-flipbooks/digital-health-practices-social-media-use-and-mental-well-being-among-teens-and-young-adults-in-the-u-s> (accessed August 2019).
- 265 Ibid.
- 266 Public Health Institute. *Youth Participatory Action Research: A Review of the Literature*. LPC Consulting Associates and the Network for a Healthy California, July 2012. <http://comm.eval.org/HigherLogic/System/DownloadDocumentFile.ashx?DocumentFileKey=0c94137f-d55c-416b-913e-0be589cccd8f&forceDialog=0> (accessed August 2019).
- 267 Soleimanpour S, Brindis C, Geierstanger S, et al. "Incorporating Youth-Led Community Participatory Research into School Health Center Programs and Policies." *Public Health Reports*, 123: 709–716, 2008.
- 268 Ibid.
- 269 Public Health Institute. *Youth Participatory Action Research: A Review of the Literature*. LPC Consulting Associates and the Network for a Healthy California, July 2012. <http://comm.eval.org/HigherLogic/System/DownloadDocumentFile.ashx?DocumentFileKey=0c94137f-d55c-416b-913e-0be589cccd8f&forceDialog=0> (accessed August 2019).
- 270 Davidson S and Manion I. "Facing the Challenge: Mental Health and Illness in Canadian Youth." *Psychology, Health & Medicine*, 1(1): 41–56, 1996. <https://www.tandfonline.com/doi/abs/10.1080/13548509608400005> (accessed August 2019).
- 271 Ramey H, Busseri M, Khanna N, et al. "Youth Engagement and Suicide Risk: Testing a Mediated Model in a Canadian Community Sample." *Journal of Youth and Adolescence*, 39: 243–258, 2010.
- 272 Mahoney J, Schweder A, and Stattin H. "Structured After School Activities as a Moderator of Depressed Mood for Adolescents with Detached Relations from Their Parents." *Journal of Community Psychology*, 30(1): 69–86, 2002.
- 273 Caldwell L and Baldwin C. "A Serious Look at Leisure: The Role of Free Time and Recreation Activities in Positive Youth Development." In: *Community Youth Development: Practice, Policy, and Research*. Villarruel FA, et al. (eds.) Thousand Oaks, CA: Sage, 2012: 181–200.
- 274 Kleiber D. *Leisure Experience and Human Development: A Dialectical Interpretation*. New York, NY: Basic Books, 1999.



- 275 Soleimanpour S, Brindis C, Geierstanger S, et al. "Incorporating Youth-Led Community Participatory Research into School Health Center Programs and Policies." *Public Health Reports*, 123: 709–716, 2008.
- 276 DeJonckheere M, Vaughn LM, and Bruck D. "Youth-Led Participatory Action Research: A Collaborative Methodology for Health, Education, and Social Change." In: *SAGE Research Methods Cases*, 2017.
- 277 Millstein R and Sallis J. "Youth Advocacy for Obesity Prevention: The Next Wave of Social Change for Health." *Translational Behavioral Medicine*, 1(3): 497–505, 2011.
- 278 Flicker S, Maley O, Ridgley A, et al. "E-PAR: Using Technology and Participatory Action Research to Engage Youth in Health Promotion." *Action Research*, 6(3): 285–303, 2008.
- 279 Anyon Y and Naughton S. "Youth Empowerment: The Contributions and Challenges of Youth-Led Research in a High-Poverty, Urban Community." *John W. Gardner Center for Youth and Their Communities*, Stanford University, February 2003. <https://gardnercenter.stanford.edu/sites/g/files/sbiybj8191/f/Youth%20Empowerment%20Issue%20Brief.pdf> (accessed August 2019).
- 280 Powers JL and Tiffany JS. "Engaging Youth in Participatory Research and Evaluation." *Journal of Public Health Management Practice*, Suppl: S79–87, November 2006. <https://www.ncbi.nlm.nih.gov/pubmed/17035908> (accessed August 2019).
- 281 Moore K, Sacks V, Bandy T, and Murphey D. "Fact Sheet: Adverse Childhood Experiences and the Well-Being of Adolescents." *Child Trends*, July 2014. [https://www.childtrends.org/wp-content/uploads/2014/07/Fact-sheet-adverse-childhood-experiences\\_FINAL.pdf](https://www.childtrends.org/wp-content/uploads/2014/07/Fact-sheet-adverse-childhood-experiences_FINAL.pdf) (accessed August 2019).
- 282 "About The CDC-Kaiser Ace Study." *Centers for Disease Control and Prevention*, April 2, 2019. <https://www.cdc.gov/violenceprevention/acestudy/about.html> (accessed August 2019).
- 283 "National Survey of Children's Health." *U.S. Census Bureau*. <https://www.census.gov/programs-surveys/nsch.html> (accessed August 2019).
- 284 Child and Adolescent Health Measurement Initiative. *2017 National Survey of Children's Health*. Data Resource Center for Child & Adolescent Health. <https://www.childhealthdata.org/browse/survey/results?q=6760&r=1> (accessed August 2019).
- 285 Ibid.
- 286 Shin S, Edwards E, and Heeren T. "Child Abuse and Neglect: Relations to Adolescent Binge Drinking in the National Longitudinal Study of Adolescent Health Study." *Addictive Behaviors*, 34(3): 277–280, 2008. <https://www.ncbi.nlm.nih.gov/pmc/articles/PMC2656346/> (accessed August 2019).
- 287 Roberts M, Bernard F, McClernon J, et al. "Association Between Trauma Exposure and Smoking in a Population-Based Sample of Young adults." *Journal of Adolescent Health*, 42(3): 266–274, March 2008. [https://www.jahonline.org/article/S1054-139X\(07\)00432-6/fulltext](https://www.jahonline.org/article/S1054-139X(07)00432-6/fulltext) (accessed August 2019).
- 288 Rothman E, Edwards E, Heeren T, and Hingson R. "Adverse Childhood Experiences Predict Earlier age of Drinking Onset: Results from a Representative US Sample of Current or Former Drinkers." *Pediatrics*, 122(2): 2007–3412, August 2008. <https://www.ncbi.nlm.nih.gov/pubmed/18676515> (accessed August 2019).
- 289 Quinn K, Boone L, Scheidell J, et al. "The Relationship of Childhood Trauma and Adult Prescription Pain Reliever Misuse and injection Drug Use." *Drug and Alcohol Dependence*, 169: 190–198, December 1, 2016.
- 290 Felitti V. "The Origins of Addiction: Evidence from the Adverse Childhood Experiences Study." *Praxis der Kinderpsychologie und Kinderpsychiatrie*, 52: 547–559, 2003.
- 291 Shina S, Miller D, and Teicher M. "Exposure to Childhood Neglect and Physical Abuse and Developmental Trajectories of Heavy Episodic Drinking from Early Adolescence into Young Adulthood." *Drug and Alcohol Dependence*, 127(1–3): 31–38, 2013. <https://www.sciencedirect.com/science/article/pii/S0376871612002220> (accessed August 2019).
- 292 Quinn K, Boone L, Scheidell J, et al. "The Relationship of Childhood Trauma and Adult Prescription Pain Reliever Misuse and Injection Drug Use." *Drug and Alcohol Dependence*, 169: 190–198, December 1, 2016.
- 293 Brown J, Cohen P, Johnson J, and Smailes E. "Childhood Abuse and Neglect: Specificity of Effects on Adolescent and Young Adult Depression and Suicidality." *Journal of American Academy of Child and Adolescent Psychiatry*, 38(12): 1490–1496, 1999. <http://www.facmed.unam.mx/cainm/publicaciones/biblio/23.html> (accessed August 2019).
- 294 Hacker K, Suglia SF, Fried LE, et al. "Developmental Differences in Risk Factors for Suicide Attempts Between Ninth and Eleventh Graders." *Suicide and Life-Threatening Behavior*, 36(2): 154–166, April 2006.
- 295 Bergland C. "Harvard Study Pegs How Parental Substance Abuse Impacts Kids." *Psychology Today*, July 18, 2016. <https://www.psychologytoday.com/us/blog/the-athletes-way/201607/harvard-study-pegs-how-parental-substance-abuse-impacts-kids> (accessed August 2019).
- 296 Lieb R, Merikangas KR, Höfler M, et al. "Parental Alcohol Use Disorders and Alcohol Use and Disorders in Offspring: A Community Study." *Psychological Medicine*, 2(1): 63–78, 2002.
- 297 Jester J, Steinberg D, Heitzeg M, and Zucker R. "Coping Expectancies, Not Enhancement Expectancies, Mediate Trauma Experience Effects on Problem Alcohol Use: A Prospective Study from Early Childhood to Adolescence." *Journal of Studies on Alcohol and Drugs*, 76(5): 781–789, 2015.
- 298 Jackson KM and Sher KJ. "Alcohol Use Disorders and Psychological Distress: A Prospective State-Trait Analysis." *Journal of Abnormal Psychology*, 112(4): 599–613, 2003.
- 299 Shedler J and Block J. "Adolescent Drug Use and Psychological Health: A Longitudinal Inquiry." *American Psychologist*, 45 (5): 612–630, 1990.

- 300 Nanni V, Uher R, and Danese A. "Childhood Maltreatment Predicts Unfavorable Course of Illness and Treatment Outcome in Depression: A Meta-Analysis." *American Journal of Psychiatry*, 169(2): 141–151, 2012. <https://ajp.psychiatryonline.org/doi/pdf/10.1176/appi.ajp.2011.11020335> (accessed August 2019).
- 301 Lewis C, Simons AD, Nguyen LJ, et al. "Impact of Childhood Trauma on Treatment Outcome in the Treatment for Adolescents with Depression Study (TADS)." *Journal of The American Academy of Child and Adolescent Psychiatry*, 49(2): 132–140, 2010.
- 302 Jester J, Steinberg D, Heitzeg M, and Zucker R. "Coping Expectancies, Not Enhancement Expectancies, Mediate Trauma Experience Effects on Problem Alcohol Use: A Prospective Study from Early Childhood to Adolescence." *Journal of Studies on Alcohol and Drugs*, 76(5): 781–789, 2015.
- 303 Shedler J and Block J. "Adolescent Drug Use and Psychological Health: A Longitudinal Inquiry." *American Psychologist*, 45 (5): 612–630, 1990.
- 304 Jester J, Steinberg D, Heitzeg M, and Zucker R. "Coping Expectancies, Not Enhancement Expectancies, Mediate Trauma Experience Effects on Problem Alcohol Use: A Prospective Study from Early Childhood to Adolescence." *Journal of Studies on Alcohol and Drugs*, 76(5): 781–789, 2015.
- 305 Baglivio M, Swartz K, Huq M, et al. "The Prevalence of Adverse Childhood Experiences (ACE) in the Lives of Juvenile Offenders." *Journal of Juvenile Justice*, 3(2): 1–17, Spring 2014. [https://www.prisonpolicy.org/scans/Prevalence\\_of\\_ACE.pdf](https://www.prisonpolicy.org/scans/Prevalence_of_ACE.pdf) (accessed August 2019).
- 306 Bodgett C and Lanigan J. "The Association Between Adverse Childhood Experience (ACE) and School Success in Elementary School Children." *School Psychology Quarterly*, 33(1): 137–146, 2018. <https://psycnet.apa.org/record/2018-14403-007> (accessed August 2019).
- 307 "Education Brief: ACEs for Educators and Stakeholders." *The Illinois ACEs Response Collaborative*. <http://www.hmprg.org/wp-content/themes/HMPRG/backup/ACEs/Education%20Policy%20Brief.pdf> (accessed August 2019).
- 308 "Definition and Analysis of Institutional Racism." *Solid Ground: Building Community to End Poverty*. <http://www.racialequitytools.org/resourcefiles/institutionalracism.pdf> (accessed August 2019).
- 309 Ibid.
- 310 Brody G, Kogan S, and Chen Y. "Perceived Discrimination and Longitudinal Increases in Adolescent Substance Use: Gender Differences and Mediational Pathways." *American Journal of Public Health*, 102(5): 1006–1011, May 2012. <https://ajph.aphapublications.org/doi/pdf/10.2105/AJPH.2011.300588> (accessed August 2019).
- 311 Timsit A. "Black Kids Are Disproportionately Disciplined in American Public Schools." *Quartz*, May 1, 2018. <https://qz.com/1266301/black-kids-are-still-disproportionately-disciplined-and-bullied-in-american-public-schools/> (accessed August 2019).
- 312 Garrett B, Livingston B, Livingston M, and Komro K. "The Effects of Perceived Racial/Ethnic Discrimination on Substance Use Among Youths Living in the Cherokee Nation." *Journal of Child & Adolescent Substance Abuse*, 26(3): 242–249, 2017. <https://www.tandfonline.com/doi/abs/10.1080/1067828X.2017.1299656?journalCode=wcas20> (accessed August 2019).
- 313 Okamoto J, Ritt-Olson A, Soto D, et al. "Perceived Discrimination and Substance Use Among Latino Adolescents." *American Journal of Health Behavior*, 33(6): 718–727, 2009. <https://www.ncbi.nlm.nih.gov/pubmed/19320620> (accessed August 2019).
- 314 Tummalala-Narra P and Claudius M. "Perceived Discrimination and Depressive Symptoms Among Immigrant-Origin Adolescents." *American Psychological Association*, 19(3): 257–269, 2013. <https://www.apa.org/pubs/journals/releases/cdp-19-3-257.pdf> (accessed August 2019).
- 315 Ibid.
- 316 Timsit A. "Black Kids Are Disproportionately Disciplined in American Public Schools." *Quartz*, May 1, 2018. <https://qz.com/1266301/black-kids-are-still-disproportionately-disciplined-and-bullied-in-american-public-schools/> (accessed August 2019).
- 317 "Behavioral Health." *Youth.gov*. [https://youth.gov/youth-topics/lgbtq-youth/health-depression-and-suicide#\\_ftn](https://youth.gov/youth-topics/lgbtq-youth/health-depression-and-suicide#_ftn) (accessed August 2019).
- 318 Almeida J, Johnson R, Corliss H, et al. "Emotional Distress Among LGBT Youth: The Influence of Perceived Discrimination Based on Sexual Orientation." *Journal of Youth and Adolescence*, 38(7): 1001–1014, 2009. <https://www.ncbi.nlm.nih.gov/pmc/articles/PMC3707280/> (accessed August 2019).
- 319 Haas A, Eliason M, Mays V, et al. "Suicide and Suicide Risk in Lesbian, Gay, Bisexual, and Transgender Populations: Review and Recommendations." *Journal of Homosexuality*, 58(1): 10–51, 2011. <https://www.ncbi.nlm.nih.gov/pmc/articles/PMC3662085/> (accessed August 2019).
- 320 National Center for HIV/AIDS. *First National Study of Lesbian, Gay, and Bisexual High School Students' Health*. Centers for Disease Control and Prevention. <https://www.cdc.gov/nchhsp/newsroom/2016/lgb-youth-report-press-release.html> (accessed August 2019).
- 321 Murphey D and Redd Z. "5 Ways Poverty Harms Children." *Child Trends*, January 8, 2014. <https://www.childtrends.org/child-trends-5/5-ways-poverty-harms-children> (accessed August 2019).
- 322 Ibid.
- 323 Gruber TS. *Intergenerational Poverty: Kids and Communities*. Voices for Utah Children, 2014. [https://www.utahchildren.org/images/pdfs/2014/Final\\_IGP\\_Report\\_Kids\\_Communities%20reduced.pdf](https://www.utahchildren.org/images/pdfs/2014/Final_IGP_Report_Kids_Communities%20reduced.pdf) (accessed August 2019).
- 324 Stainton LH. "Gauging How Family, Community Impact Children's Mental Health." *NJ Spotlight*, February 9, 2019. <https://www.njspotlight.com/stories/19/02/18/gauging-how-family-community-impact-childrens-mental-health/> (accessed August 2019).
- 325 Futures Without Violence. *Safe, Healthy, and Ready to Learn: Policy Recommendations to Ensure Children Thrive in Supportive Communities Free from Violence and Trauma*. National Resource Center on Domestic Violence, May 2015. [https://s3.amazonaws.com/fwvcorp/wp-content/uploads/20160125133319/Safe-Healthy-Ready-to-Learn\\_1.2016.pdf](https://s3.amazonaws.com/fwvcorp/wp-content/uploads/20160125133319/Safe-Healthy-Ready-to-Learn_1.2016.pdf) (accessed August 2019).



- 326 Duffy M and Comly R. "Introduction: State and National Momentum around Trauma-Informed Schools." *Research for Action*, March 2019. <https://8rri53pm0cs22jk3vqnalub-wpengine.netdna-ssl.com/wp-content/uploads/2019/03/Trauma-PACER-3.19.pdf> (accessed August 2019).
- 327 Bustamante RM, Nelson JA, and Onwuegbuzie AJ. "Assessing Schoolwide Cultural Competence: Implications for School Leadership Preparation." *Educational Administration Quarterly*, 45(5): 793–827, 2009.
- 328 Hammond Z. *Culturally Responsive Teaching and The Brain: Promoting Authentic Engagement and Rigor Among Culturally and Linguistically Diverse Students*. Thousand Oaks, CA: Corwin Press, 2015.
- 329 Gay G. *Culturally Responsive Teaching: Theory, Research, and Practice*. New York, NY: Teachers College Press, 2010.
- 330 "Every Student Succeeds Act (ESSA)." *U.S. Department of Education*. <https://www.ed.gov/essa> (accessed August 2019).
- 331 Satullo SK. "How Paying Attention to Trauma Is Changing this School." *AP News*, November 17, 2018. <https://apnews.com/72f6cd5341a74f7b946a2f00f58f4a3f> (accessed August 2019).
- 332 Niles AD, Vignati J, Reynolds-Cobb S, et al. *Georgia Department of Juvenile Justice 2018 Recidivism Report*. Georgia Department of Juvenile Justice, 2018. [https://djj.georgia.gov/sites/djj.georgia.gov/files/related\\_files/document/2018recidreport2419.pdf](https://djj.georgia.gov/sites/djj.georgia.gov/files/related_files/document/2018recidreport2419.pdf) (accessed August 2019).
- 333 Joyner T. "Clayton Program Gives Young Offenders a Second Chance." *The Atlanta Journal-Constitution*, December 23, 2016. <https://www.ajc.com/news/local-govt-politics/clayton-program-gives-young-offenders-second-chance/7jBqVrfM7uUY29SylHgNwI/> (accessed August 2019).
- 334 "Youth Mental Health First Aid." *Mental Health First Aid*. <https://www.mentalhealthfirstaid.org/take-a-course/course-types/youth/> (accessed August 2019).
- 335 Aakre JM, Lucksted A, and Browning-McNee LA. "Evaluation of Youth Mental Health First Aid USA: A Program to Assist Young People in Psychological Distress." *Psychological Services*, 13(2):121–126, 2016.
- 336 "2019 Kids Count Profile." *The Annie E. Casey Foundation*. [https://www.aecf.org/m/databook/2019KC\\_profile\\_US.pdf](https://www.aecf.org/m/databook/2019KC_profile_US.pdf) (accessed August 2019).
- 337 Federal Interagency Forum on Child and Family Statistics. "America's Children at a Glance." In: *America's Children in Brief: Key National Indicators of Well-Being*, 2018. ChildStats.gov. <https://www.childstats.gov/americaschildren/glance.asp> (accessed August 2019).
- 338 For additional information regarding economic policies that improve health of families and children, see: Lustig A and Cabrera M. *Promoting Health and Cost Control in States (PHACCS)*. Trust for America's Health, February 21, 2019. <https://www.tfah.org/report-details/promoting-health-and-cost-control-in-states/> (accessed August 2019).
- 339 See also: "Health Impact in 5 Years." *Centers for Disease Control and Prevention*, [0]October 19, 2018. <https://www.cdc.gov/policy/hst/hi5/index.html> (accessed August 2019).
- 340 Simon D, McNerney M, and Goodell S. "The Earned Income Tax Credit, Poverty, and Health." *Health Affairs*, October 4, 2018. ) <https://www.healthaffairs.org/doi/10.1377/hpb20180817.769687/full/> (accessed August 2019).
- 341 Wasser G. *Building Systems of Integrated Student Support: A Policy Brief for Local and State Leaders*. America's Promise Alliance, 2019. [https://www.americaspromise.org/sites/default/files/d8/ISSreport\\_v7.pdf](https://www.americaspromise.org/sites/default/files/d8/ISSreport_v7.pdf) (accessed August 2019).
- 342 Moore KA, Lantos H, Harper K, and Jones R. "Making the Grade: A Progress Report and Next Steps for Integrated Student Supports." *Child Trends*, 2017. [https://www.childtrends.org/wp-content/uploads/2017/12/2017-52\\_MakingGrade\\_ISS\\_ExecSum.pdf](https://www.childtrends.org/wp-content/uploads/2017/12/2017-52_MakingGrade_ISS_ExecSum.pdf) (accessed August 2019).
- 343 Wasser G. *Building Systems of Integrated Student Support: A Policy Brief for Local and State Leaders*. America's Promise Alliance, 2019. [https://www.americaspromise.org/sites/default/files/d8/ISSreport\\_v7.pdf](https://www.americaspromise.org/sites/default/files/d8/ISSreport_v7.pdf) (accessed August 2019).
- 344 Communities in Schools. *Integrated Student Supports State Policy Toolkit*. Center for Optimized Student Support at the Boston College Lynch School of Education and Human Development and City Connects, 2019. <https://www.communitiesinschools.org/our-data/publications/publication/integrated-student-supports-state-policy-toolkit> (accessed August 2019).
- 345 Moore KA, Lantos H, Harper K, and Jones R. "Making the Grade: A Progress Report and Next Steps for Integrated Student Supports." *Child Trends*, 2017. [https://www.childtrends.org/wp-content/uploads/2017/12/2017-52\\_MakingGrade\\_ISS\\_ExecSum.pdf](https://www.childtrends.org/wp-content/uploads/2017/12/2017-52_MakingGrade_ISS_ExecSum.pdf) (accessed August 2019).
- 346 Wasser G. *Building Systems of Integrated Student Support: A Policy Brief for Local and State Leaders*. America's Promise Alliance, 2019. [https://www.americaspromise.org/sites/default/files/d8/ISSreport\\_v7.pdf](https://www.americaspromise.org/sites/default/files/d8/ISSreport_v7.pdf) (accessed August 2019).
- 347 Ibid.
- 348 Moore KA, Lantos H, Harper K, and Jones R. "Making the Grade: A Progress Report and Next Steps for Integrated Student Supports." *Child Trends*, 2017. [https://www.childtrends.org/wp-content/uploads/2017/12/2017-52\\_MakingGrade\\_ISS\\_ExecSum.pdf](https://www.childtrends.org/wp-content/uploads/2017/12/2017-52_MakingGrade_ISS_ExecSum.pdf) (accessed August 2019).
- 349 "Every Student Succeeds Act (ESSA)." *U.S. Department of Education*. <https://www.ed.gov/essa> (accessed August 2019).
- 350 "See the Impact." *Communities in Schools*. <https://www.communitiesinschools.org/our-data/> (accessed August 2019).
- 351 CIS of Southern Nevada. "Skyrocketing Graduation Rates." *Communities In Schools*. <https://www.communitiesinschools.org/our-stories/story/skyrocketing-graduation-rates/> (accessed August 2019).
- 352 "Achievements." *Communities In Schools*, Renton. <https://renton.ciswa.org/what-we-do/achievements/> (accessed August 2019).
- 353 Frieden TR, Degutis LC, Spivak H, and David-Ferdon C. *Striving to Reduce Youth Violence Everywhere (STRIVE): The Centers for Disease Control and Prevention's National Initiative to Prevent Youth Violence Foundational Resource*. Centers for Disease Control and Prevention, 2012. [https://www.cdc.gov/violenceprevention/pdf/stryve\\_foundational\\_resource-a.pdf](https://www.cdc.gov/violenceprevention/pdf/stryve_foundational_resource-a.pdf) (accessed August 2019).

- 354 Milin R, Kutcher S, Lewis SP, et al. "Impact of a Mental Health Curriculum on Knowledge and Stigma Among High School Students: A Randomized Controlled Trial." *Journal of the American Academy of Child & Adolescent Psychiatry*, 55(5): 383–391, 2016.
- 355 "Multi-Tiered System of Supports (MTSS) & PBIS." *Positive Behavioral Interventions and Supports*. <https://www.pbis.org/school/mtss> (accessed August 2019).
- 356 Bose J, Hedden SL, Lipari RN, and Park-Lee E. *Key Substance Use and Mental Health Indicators in the United States: Results from the 2017 National Survey on Drug Use and Health*. Substance Abuse and Mental Health Services Administration, September 2018. <https://www.samhsa.gov/data/report/2017-nsduh-annual-national-report> (accessed August 2019).
- 357 Ibid.
- 358 Lipari RN, Hedden S, Blau G, et al. "Adolescent Mental Health Service Use and Reasons for Using Services in Specialty, Educational, and General Medical Settings." *The CBHSQ Report*, Substance Abuse and Mental Health Services Administration, May 5, 2016. [https://www.samhsa.gov/data/sites/default/files/report\\_1973/ShortReport-1973.html](https://www.samhsa.gov/data/sites/default/files/report_1973/ShortReport-1973.html) (accessed August 2019).
- 359 "Mental Health: Prevalence." *Youth.gov*. <http://youth.gov/youth-topics/youth-mental-health/prevalence-mental-health-disorders-among-youth> (accessed August 2019).
- 360 Cook B, Trinh N, Li Z, et al. "Trends in Racial-Ethnic Disparities in Access to Mental Health Care, 2004–2012." *Psychiatric Services*, 68(1): 9–16, 2017. <https://ps.psychiatryonline.org/doi/full/10.1176/appi.ps.201500453> (accessed August 2019).
- 361 Lipari RN, Hedden S, Blau G, et al. "Adolescent Mental Health Service Use and Reasons for Using Services in Specialty, Educational, and General Medical Settings." *The CBHSQ Report*, Substance Abuse and Mental Health Services Administration, May 5, 2016. [https://www.samhsa.gov/data/sites/default/files/report\\_1973/ShortReport-1973.html](https://www.samhsa.gov/data/sites/default/files/report_1973/ShortReport-1973.html) (accessed August 2019).
- 362 Alegria M, Carson NJ, Goncalves M, and Keefe K. "Disparities in Treatment for Substance Use Disorders and Co-Occurring Disorders for Ethnic/Racial Minority Youth." *Journal of the American Academy of Child & Adolescent Psychiatry*, 50(1): 22–31, 2011.
- 363 Kalb LG, Stapp E, Ballard E, et al. "Trends in Psychiatric Emergency Department Visits Among Youth and Young Adults in the US." *Pediatrics*, 143(4): e20182192, 2019. <https://www.ncbi.nlm.nih.gov/pubmed/30886112> (accessed August 2019).
- 364 Burstein B, Agostino H, and Greenfield B. "Suicidal Attempts and Ideation Among Children and Adolescents in US Emergency Departments, 2007–2015." *JAMA Pediatrics*, 173(6): 598–600, April 8, 2019. <https://jamanetwork.com/journals/jamapediatrics/article-abstract/2730063> (accessed August 2019).
- 365 Federal Commission on School Safety. *Final Report of the Federal Commission on School Safety*. U.S. Department of Education, December 18, 2018. <https://www2.ed.gov/documents/school-safety/school-safety-report.pdf> (accessed August 2019).
- 366 Whitaker A, Torres-Guillén S, Morton M, et al. *Cops and No Counselors: How the Lack of School Mental Health Staff Is Harming Students*. American Civil Liberties Union. [https://www.aclu.org/sites/default/files/field\\_document/030419-acluschooldisciplinereport.pdf](https://www.aclu.org/sites/default/files/field_document/030419-acluschooldisciplinereport.pdf) (accessed August 2019).
- 367 Wagnerman K and Burak EW. *Medicaid and CHIP Provide Health Coverage for Many School-Age Children, Yet Gaps Remain*. Georgetown University Center for Children and Families, 2018. <https://ccf.georgetown.edu/wp-content/uploads/2018/07/ACS-school-age-kids-FINAL.pdf> (accessed August 2019).
- 368 "Medicaid Works for Children." *Center for Budget and Policy Priorities*. <https://www.cbpp.org/research/health/medicaid-works-for-children> (accessed August 2019).
- 369 Wagnerman K, Chester A, and Alker J. "Medicaid Is A Smart Investment in Children." *Georgetown University Center for Children and Families*, 2017. <https://ccf.georgetown.edu/wp-content/uploads/2017/03/MedicaidSmartInvestment.pdf> (accessed August 2019).
- 370 "Mental Health." *School-Based Health Alliance*. <https://www.sbh4all.org/school-health-care/health-and-learning/mental-health/> (accessed August 2019).
- 371 "Medicaid in Schools." *MACPAC Issue Brief*, 2018. <https://www.macpac.gov/wp-content/uploads/2018/04/Medicaid-in-Schools.pdf> (accessed August 2019).
- 372 Mann C. "Re: Medicaid Payment for Services Provided without Charge (Free Care)." *Center for Medicare & Medicaid Services*. <https://www.medicare.gov/federal-policy-guidance/downloads/smd-medicare-payment-for-services-provided-without-charge-free-care.pdf> (accessed August 2019).
- 373 Community Catalyst, Healthy Schools Campaign, and Trust for America's Health. "State Efforts to Implement the Free Care Policy Reversal." Working paper, August 2019. <https://docs.google.com/document/d/1u0j1so-se8ohhyl7AcHaaXIGX5l3s0PN2cuIDejXZQw/edit?usp=sharing> (accessed August 2019).
- 374 Fleming MF, Mundt MP, French MT, et al. "Benefit-Cost Analysis of Brief Physician Advice with Problem Drinkers in Primary Care Settings." *Medical Care*, 38(1): 7–18, 2000. <https://www.ncbi.nlm.nih.gov/pubmed/10630716> (accessed August 2019).
- 375 Center for Integrated Health Solutions. "SBIRT: Screening, Brief Intervention, and Referral to Treatment: Opportunities for Implementation and Points for Consideration." *Substance Abuse and Mental Health Administration*, 2017. [https://www.integration.samhsa.gov/SBIRT\\_Issue\\_Brief.pdf](https://www.integration.samhsa.gov/SBIRT_Issue_Brief.pdf) (accessed August 2019).
- 376 "Crisis Lines." *County Health Rankings & Roadmaps*. <https://www.countyhealthrankings.org/take-action-to-improve-health/what-works-for-health/policies/crisis-lines> (accessed August 2019).
- 377 Normile B, Hanlon C, and Eichner H. "State Options for Promoting Recovery Among Pregnant and Parenting Women with Opioid or Substance Use Disorder." *National Academy for State Health Policy*, 2018. <https://nashp.org/wp-content/uploads/2018/10/NOSLO-Opioids-and-Women-Final.pdf> (accessed August 2019).

- 378 Boustani MM, Henderson CE, and Liddle HA. "Family-Based Treatments for Adolescent Substance Abuse: Advances Yield New Developmental Challenges." In: *The Oxford Handbook of Adolescent Substance Abuse*. Brown SA and Zucker RA (eds.), Oxford, U.K.: Oxford University Press, 2019. [http://www.mdft.org/mdft/media/files/Publications/Boustani-Henderson-Liddle-\(2016\)-Oxford-Handbook-of-Adolescent-Substance-Abuse-\(Brown-Zucker-Editors\).pdf](http://www.mdft.org/mdft/media/files/Publications/Boustani-Henderson-Liddle-(2016)-Oxford-Handbook-of-Adolescent-Substance-Abuse-(Brown-Zucker-Editors).pdf) (accessed August 2019).
- 379 "Principles of Adolescent Substance Use Disorder Treatment: A Research-Based Guide." *National Institute on Drug Abuse*. <https://www.drugabuse.gov/publications/principles-adolescent-substance-use-disorder-treatment-research-based-guide/evidence-based-approaches-to-treating-adolescent-substance-use-disorders/family-based-approaches> (accessed August 2019).
- 380 Hernandez L, Rodriguez AM, and Spirito A. "Brief Family-Based Intervention for Substance Abusing Adolescents." *Child and Adolescent Psychiatric Clinics*, 24(3): 585–599, 2015.
- 381 Boustani MM, Henderson CE, and Liddle HA. "Family-Based Treatments for Adolescent Substance Abuse: Advances Yield New Developmental Challenges." In: *The Oxford Handbook of Adolescent Substance Abuse*. Brown SA and Zucker RA (eds.), Oxford, U.K.: Oxford University Press, 2019. [http://www.mdft.org/mdft/media/files/Publications/Boustani-Henderson-Liddle-\(2016\)-Oxford-Handbook-of-Adolescent-Substance-Abuse-\(Brown-Zucker-Editors\).pdf](http://www.mdft.org/mdft/media/files/Publications/Boustani-Henderson-Liddle-(2016)-Oxford-Handbook-of-Adolescent-Substance-Abuse-(Brown-Zucker-Editors).pdf) (accessed August 2019).
- 382 Ibid.
- 383 Jennings J, Pearson G, and Harris M. "Implementing and Maintaining School-Based Mental Health Services in a Large, Urban School District." *Journal of School Health*, 70: 201–205, 2000.
- 384 Henderson T, Hill C, and Norton K. *The Connection Between Missing School and Health: A Review of Chronic Absenteeism and Student Health in Oregon*. Upstream Public Health, October 2014. <https://www.attendanceworks.org/wp-content/uploads/2017/08/Chronic-Absence-and-Health-Review-10.8.14-FINAL-REVISED.pdf> (accessed August 2019).
- 385 Ibid.
- 386 Garcia E and Weiss E. Student *Absenteeism: Who Misses School and How Missing School Matters for Performance*. Economic Policy Institute, September 25, 2018. <https://www.epi.org/publication/student-absenteeism-who-misses-school-and-how-missing-school-matters-for-performance/> (accessed August 2019).
- 387 Division of Adolescent and School Health. *Youth Risk Behavior Survey: Data Summary and Trends Report 2007–2017*. Centers for Disease Control and Prevention, 2018. <https://www.cdc.gov/healthyyouth/data/yrbs/pdf/trendsreport.pdf> (accessed August 2019).
- 388 "Research on the Relationship Between Mental Health and Academic Achievement." *National Association of School Psychologists*. <https://www.nasponline.org/Documents/Research%20and%20Policy/Research%20Center/Academic-MentalHealthLinks.pdf> (accessed August 2019).
- 389 Sterling S, Kline-Simon AH, Jones A, et al. "Health Care Use Over 3 Years After Adolescent SBIRT." *Pediatrics*, 143(5): e20182803, 2019.
- 390 Garraza LG, Walrath C, Goldston DB, et al. "Effect of the Garrett Lee Smith Memorial Suicide Prevention Program on Suicide Attempts Among Youths." *JAMA Psychiatry*, 72(11): 1143–1149, 2015.
- 391 Ibid.
- 392 Walrath C, Garraza LG, Reid H, et al. "Impact of the Garrett Lee Smith Youth Suicide Prevention Program on Suicide Mortality." *American Journal of Public Health*, 105(5): 986–993, 2015.
- 393 Garraza LG, Walrath C, Goldston DB, et al. "Effect of the Garrett Lee Smith Memorial Suicide Prevention Program on Suicide Attempts Among Youths." *JAMA Psychiatry*, 72(11): 1143–1149, 2015.
- 394 "Injury Control Research Center for Suicide Prevention." *Education Development Center*. <http://suicideprevention-icrcs.org/> (accessed August 2019).
- 395 "Zero Suicide — An Effective Approach to Suicide Prevention." *Education Development Center*, June 22, 2016. <https://www.edc.org/zero-suicide-effective-approach-suicide-prevention> (accessed August 2019).
- 396 Silberner J. "What Happens If You Try to Prevent Every Single Suicide?" *NPR*, November 2, 2015. <http://www.npr.org/sections/health-shots/2015/11/02/452658644/what-happens-if-you-try-to-prevent-every-single-suicide> (accessed August 2019).
- 397 Advisory Board. "As US Suicide Rate Surges, Henry Ford Health System Is Closing in on Zero Suicides." *Daily Briefing*, April 22, 2016. <https://www.advisory.com/daily-briefing/2016/04/22/suicide-rates-reach-new-highs> (accessed August 2019).
- 398 Coffey MJ and Coffey CE. "How We Dramatically Reduced Suicide." *New England Journal of Medicine Catalyst*, April 20, 2016. <http://catalyst.nejm.org/dramatically-reduced-suicide/> (accessed August 2019).
- 399 Kania J and Kramer M. "Collective Impact." *Stanford Social Innovation Review*, Winter 2011: 36–41. [https://ssir.org/articles/entry/collective\\_impact#](https://ssir.org/articles/entry/collective_impact#) (accessed August 2019).
- 400 Trust for America's Health. "Advancing Health Equity: What We Have Learned from Community-based Health Equity Initiatives." Convening Summary, March 1, 2018. <https://www.tfah.org/wp-content/uploads/2018/02/advancing-health-equity-2018-convening-summary-1.pdf> (accessed August 2019).
- 401 Ibid.
- 402 "Results." *Mission Promise Neighborhood*. <https://missionpromise.org/our-work/results/> (accessed August 2019).
- 403 Ibid.
- 404 Bull JW. "How San Antonio, Texas, Fixed Its Broken Truancy System." *RWJF Culture of Health Blog*, July 17, 2019. [https://www.rwjf.org/en/blog/2019/07/how-san-antonio-texas-fixed-its-broken-truancy-system.html?rid=0034400001rlqoNAAQ&et\\_cid=1780585](https://www.rwjf.org/en/blog/2019/07/how-san-antonio-texas-fixed-its-broken-truancy-system.html?rid=0034400001rlqoNAAQ&et_cid=1780585) (accessed August 2019).
- 405 "In Georgia, as School District Reduces its Reliance on Juvenile Courts." *The Annie E. Casey Foundation*, July 15, 2019. <https://www.aecf.org/blog/in-georgia-a-school-district-reduces-its-reliance-on-juvenile-courts/> (accessed August 2019).



- 406 U.S. Government Accountability Office. *Adolescent and Young Adult Substance Use Federal Grants for Prevention, Treatment, and Recovery Services and for Research. Report to Congressional Committees*, September 2018. <https://www.gao.gov/assets/700/694216.pdf> (accessed August 2019).
- 407 Rose G. *Strategy of Preventive Medicine*. Oxford, U.K.: Oxford University Press, 1992.
- 408 Stroul BA and Friedman RM. "Effective Strategies for Expanding the System of Care Approach: A Report on the Study of Strategies for Expanding Systems of Care." *Substance Abuse and Mental Health Administration*, 2011. <https://www.semanticscholar.org/paper/EFFECTIVE-STRATEGIES-FOR-EXPANDING-THE-SYSTEM-OF-A-Stroul-Friedman/11ad8f694bceb7e90a25f049aaced3f7ae7e888> (accessed August 2019).
- 409 "Press Announcements." Substance Abuse and Mental Health Administration. <https://www.samhsa.gov/newsroom/press-announcements/201605050900> (accessed August 2019).
- 410 Kellam S, Mackenzie A, Wilcox H, et al. "The Good Behavior Game and the Future of Prevention and Treatment." *Addiction Science & Clinical Practice*, 6(1):73–84, 2011.
- 411 U.S. Government Accountability Office. *Adolescent and Young Adult Substance Use Federal Grants for Prevention, Treatment, and Recovery Services and for Research. Report to Congressional Committees*, September 2018. <https://www.gao.gov/assets/700/694216.pdf> (accessed August 2019).
- 412 Ibid.
- 413 Crosse S, Williams B, Hagen CA, et al. *Prevalence and Implementation Fidelity of Research-Based Prevention Programs in Public Schools*. U.S. Department of Education, 2011. <https://www2.ed.gov/rschstat/eval/other/research-based-prevention.pdf> (accessed August 2019).
- 414 The National Academies of Sciences, Engineering, and Medicine. "Native Americans and Alaska Natives." In: *Improving Care to Prevent Suicide Among People with Serious Mental Illness*. Washington, D.C.: The National Academies Press, 2019: 57–70. <https://www.nap.edu/read/25318/chapter/6#58> (accessed August 2019).
- 415 "The Administrative Data Accelerator: Leveraging Administrative Data to Accelerate the Research-to-Impact Process." *Penn State*. <http://www.accelerator.psu.edu/> (accessed August 2019).
- 416 "Allegheny County Data Warehouse." *The Allegheny County Department of Human Services*, July 2018. [https://www.alleghenycountyanalytics.us/wp-content/uploads/2018/07/18-ACDHS-20-Data-Warehouse-Doc\\_v6.pdf](https://www.alleghenycountyanalytics.us/wp-content/uploads/2018/07/18-ACDHS-20-Data-Warehouse-Doc_v6.pdf) (accessed August 2019).
- 417 Ibid.
- 418 National Academies of Sciences, Engineering, and Medicine. *The Promise of Adolescence: Realizing Opportunity for All Youth*. Washington, D.C.: The National Academies Press, 2019.
- 419 Cowan KC, Vaillancourt K, Rossen E, and Pollitt K. *A Framework for Safe and Successful Schools*, National Association of School Psychologists, 2013. [https://www.naesp.org/sites/default/files/Framework%20for%20Safe%20and%20Successful%20School%20Environments\\_FINAL\\_0.pdf](https://www.naesp.org/sites/default/files/Framework%20for%20Safe%20and%20Successful%20School%20Environments_FINAL_0.pdf) (accessed August 2019).
- 420 "Diversion Programs." *Office of Juvenile Justice and Delinquency Prevention*. <https://www.ojjdp.gov/mpg-iguide/topics/diversion-programs/> (accessed August 2019).
- 421 "Mental Health First Aid for Public Safety." *Mental Health First Aid USA*, National Council for Behavioral Health, 2019. <https://www.mentalhealthfirstaid.org/population-focused-modules/public-safety/> (accessed August 2019).
- 422 National Academies of Sciences, Engineering, and Medicine. *The Promise of Adolescence: Realizing Opportunity for All Youth*. Washington, D.C.: The National Academies Press, 2019.
- 423 Build Healthy Places Network. "Community Development as a Partner for Health Equity." Presentation, San Francisco, CA, 2017. <https://www.buildhealthyplaces.org/content/uploads/2017/02/BHPN-general-presentation.pdf> (accessed August 2019).
- 424 Federal Commission on School Safety *Final Report of the Federal Commission on School Safety*. U.S. Department of Education, December 18, 2018. <https://www2.ed.gov/documents/school-safety/school-safety-report.pdf> (accessed August 2019).
- 425 Whitehurst GJ. *New Evidence on School Choice and Racially Segregated Schools*. Brookings Institution, December 14, 2017. <https://www.brookings.edu/research/new-evidence-on-school-choice-and-racially-segregated-schools/> (accessed August 2019).
- 426 Shapiro E. "Only 7 Black Students Got Into Stuyvesant, N.Y.'s Most Selective High School, Out of 895 Spots." *The New York Times*, March 18, 2018. <https://www.nytimes.com/2019/03/18/nyregion/black-students-nyc-high-schools.html> (accessed August 2019).
- 427 Mathis W. "Moving Beyond Tracking." *Research-Based Options for Education Policy Making*. National Education Policy Center, School of Education, University of Colorado, May 2013. <https://nepc.colorado.edu/sites/default/files/pb-options-10-tracking.pdf> (accessed August 2019).
- 428 Grant K, Khan S, Dutta-Gupta I, et al. *Reimagining Behavioral Health: A New Vision for Whole-Family, Whole-Community Behavioral Health*. Georgetown Center on Poverty and Inequality, July 2019. <http://www.georgetownpoverty.org/issues/health-human-services/reimagining-behavioral-health/> (accessed August 2019).
- 429 Butler S. "JAMA Forum: How 'Wrong Pockets' Hurt Health." *news@JAMA*, August 22, 2018. <https://newsatjama.jama.com/2018/08/22/jama-forum-how-wrong-pockets-hurt-health/> (accessed August 2019).
- 430 Kendziora K, Mack AR, Jones W, et al. *Collaboration for Safe and Healthy Schools: Study of Coordination Between School Climate Transformation Grants and Project AWARE*. U.S. Department of Education, Office of Planning, Evaluation and Policy Development, Policy and Program Studies Service, 2017. <https://www2.ed.gov/rschstat/eval/school-safety/school-climate-transformation-grants-aware-full-report.pdf> (accessed August 2019).
- 431 Cantor J, Powers PE, and Masters B. "Establishing a Local Wellness Fund: Early Lessons from the California Accountable Communities for Health Initiative." *California Accountable Communities for Health Initiative*, July 2019. [https://cachi.org/uploads/resources/Establishing-a-Local-Wellness-Fund\\_Issue-Brief\\_FINAL\\_7-10-19.pdf](https://cachi.org/uploads/resources/Establishing-a-Local-Wellness-Fund_Issue-Brief_FINAL_7-10-19.pdf) (accessed August 2019).

- 432 Segal LM, De Biasi A, and Mueller JL. *Pain in the Nation: The Drug, Alcohol and Suicide Crisis and the Need for a National Strategy*. Trust for America's Health, 2017. <http://www.paininthenation.org/assets/pdfs/TFAH-2017-PainNationRpt.pdf> (accessed August 2019).
- 433 Christie C, Baker C, Cooper R, et al. *The President's Commission on Combating Drug Addiction and the Opioid Crisis*. The President's Commission on Combating Drug Addiction and the Opioid Crisis, 2017. <https://facesandvoicesofrecovery.org/wp-content/uploads/2019/06/Final-Report-The-Presidents-Commission-on-Combating-Drug-Addiction-and-The-Opioid-Crisis.pdf> (accessed August 2019).
- 434 Redmond C, Spoth RL, Shin C, et al. "Long-Term Protective Factor Outcomes Of Evidence-Based Interventions Implemented By Community Teams Through A Community-University Partnership." *Journal of Primary Prevention*, 30: 513–530, 2009.
- 435 Osgood DW, Feinberg ME, Gest SD, et al. "Effects of PROSPER on the Influence Potential Of Prosocial Versus Antisocial Youth In Adolescent Friendship Networks." *Journal of Adolescent Health*, 53(2): 174–179, 2013.
- 436 Spoth R, Trudeau L, Shin C, et al. "Longitudinal Effects of Universal Preventive Intervention on Prescription Drug Misuse: Three Randomized Controlled Trials with Late Adolescents and Young Adults." *American Journal of Public Health*, 103(4): 665–672, 2013. <https://www.ncbi.nlm.nih.gov/pubmed/23409883> (accessed August 2019).
- 437 Spoth R, Redmond C, Clair S, et al. "Preventing Substance Misuse Through Community-University Partnerships: Randomized Controlled Trial Outcomes 4.5 Years Past Baseline." *American Journal of Preventive Medicine*, 40(4): 440–447, 2011. <https://www.ncbi.nlm.nih.gov/pubmed/21406278> (accessed August 2019).
- 438 Spoth R, Redmond C, Shin C, et al. "PROSPER Community-University Partnerships Delivery System Effects on Substance Misuse Through 6.5 Years Past Baseline from a Cluster Randomized Controlled Intervention Trial." *Preventive Medicine*, 56: 190–196, 2013.
- 439 Spoth RL, Trudeau LS, Redmond C, et al. "PROSPER Partnership Delivery System: Effects on Conduct Problem Behavior Outcomes Through 6.5 Years Past Baseline." *Journal of Adolescence*, 45: 44–55, 2015.
- 440 Hawkins JD and Catalano RF. *Investing in Your Community's Youth: An Introduction to the Communities That Care System*. Communities That Care, 2005. <https://www.communitiesthatcare.net/userfiles/files/Investing-in-Your-Community-Youth.pdf> (accessed August 2019).
- 441 "Research & Results." *Communities that Care PLUS*. <http://www.communitiesthatcare.net/research-results/> (accessed August 2019).
- 442 Hawkins JD, Oesterle S, Brown EC, et al. "Youth Problem Behaviors 8 Years After Implementing the Communities That Care Prevention System." *JAMA Pediatrics*, 168(2):122–129, 2013.
- 443 Hagan J, Shaw J, Duncan P, et al. *Bright Futures: Guidelines for Health Supervision of Infants, Children, and Adolescents* (4th ed.). American Academy of Pediatrics, 2017. [https://brightfutures.aap.org/Bright%20Futures%20Documents/BF4\\_POCKETGUIDE.pdf](https://brightfutures.aap.org/Bright%20Futures%20Documents/BF4_POCKETGUIDE.pdf) (accessed August 2019).
- 444 "Health for the World's Adolescents: A Second Chance in the Second Decade: Summary." *World Health Organization*, 2014. [https://www.who.int/maternal\\_child\\_adolescent/documents/second-decade/en/](https://www.who.int/maternal_child_adolescent/documents/second-decade/en/) (accessed August 2019).
- 445 Office of Adolescent Health. *Adolescent Health: Think, Act, Grow. 2018 Playbook*. U.S. Department of Health and Human Services, February 2018. <https://www.hhs.gov/ash/oah/sites/default/files/tag-playbook-2018.pdf> (accessed August 2019).
- 446 Division of Adolescent and School Health. *Healthy Teens. Successful Futures. Strategic Plan, Fiscal Years 2016–2020*. Centers for Disease Control and Prevention, 2016. [https://www.cdc.gov/healthyyouth/about/pdf/strategic\\_plan/dash\\_strategic\\_plan.pdf](https://www.cdc.gov/healthyyouth/about/pdf/strategic_plan/dash_strategic_plan.pdf) (accessed August 2019).





1730 M Street, NW, Suite 900  
Washington, DC 20036  
(t) 202-223-9870  
[www.tfah.org](http://www.tfah.org)



[www.wellbeingtrust.org](http://www.wellbeingtrust.org)